



## Thursday Night Precalculus Series January 11, 2024

In this AP Precalculus Live session, we will explore periodic functions and their characteristics.



### About the Lesson

- This Teacher Notes guide is designed to be used in conjunction with the AP Precalculus Live session and Student Problems document that can be found on-demand:
  - <https://www.youtube.com/live/hizywSt0N8g?si=qF1r5peeX3EQ2Aiu>
  - Please note that not all problems/content from the Student Problem Sheet is covered in the video component. Student/Teacher Notes are also useful without students viewing the “Live Session” but can be enriched by that resource.*
- This session involves exploring features of the graphs of periodic functions and their characteristics, such as:
  - Finding the period.
  - Determining intervals of increase and decrease.
  - Determining concavity.
  - Determining rates of change.
- Students should be able to use the TI-Nspire to verify these features of a periodic function.
-  **Class Discussion:** Use these questions to help students communicate their understanding of the problem. These questions are presented in the *Live* video as well.

### Materials:

- TI-Nspire document*
- Periodic Functions.tns
- Student document*
- PreCal\_problems\_01\_11Solutions
  - PRECAL\_problems\_solutions\_01\_11
- YouTube*
- <https://www.youtube.com/live/hizywSt0N8g?si=qF1r5peeX3EQ2Aiu>
  - Documents and materials can be downloaded from this site.**

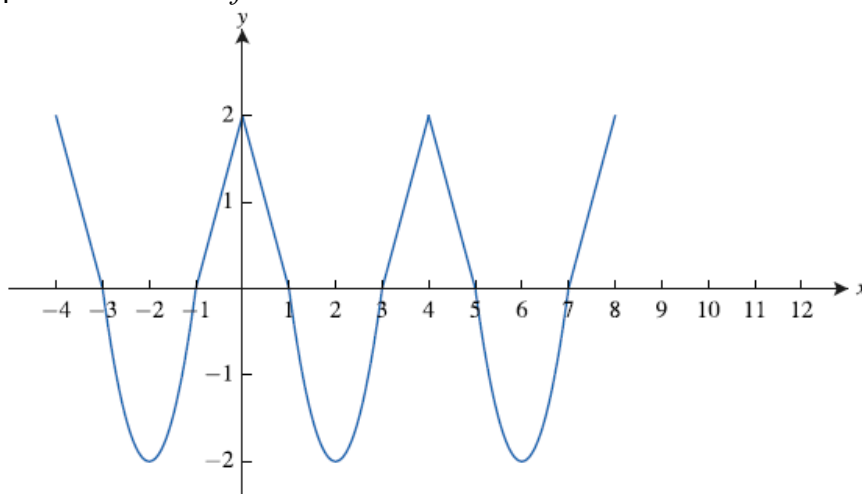
### AP Precalculus Learning Objectives

- 3.1.A: Construct graphs of periodic relationships based on verbal representations
- 3.1.B: Describe key characteristics of a periodic function based on a verbal representation.

Source: AP Precalculus Course and Exam Description, The College Board

**Problem 1. (a) – (c)**

The graph of a periodic function  $f$  is shown.



- (a) What is the period,  $p$ , of the function?
- (b) Sketch the next period of the given graph.
- (c) Determine whether each function is periodic. If it is, state the period. If it is not, explain why.
- (i)  $y = f\left(\frac{1}{2}(x-1)\right)$
- (ii)  $y = -f(x)$
- (iii)  $y = f(-x)$
- (iv)  $y = f(2x)$
- (v)  $y = f(x^2)$

**Sample Solution:**

Refer to the Teacher Solutions Document for the full solution to this problem.

**Class Discussion:**

*What does it mean for a function to be periodic? How do we find the period?*

**Possible Answers:** A function is periodic if there exists a value for  $p$  so that

$f(x+p) = f(x)$ . Visually there is a “chunk” of the graph that gets repeated every  $p$  units.

When we look at a graph, we are trying to determine that part of the graph that gets repeated.

**Class Discussion:**

How can we use the transformations (additive and multiplicative) from Units 1 and 2 to explain whether or not each function in (c) is also periodic?

**Possible Answers:** Using (c) (i), the  $(x-1)$  is a horizontal translation to the right 1 unit and the  $\frac{1}{2}$  is a horizontal dilation by a factor of 2, so the resulting graph is periodic. A sketch of the new function is also very helpful.

**Teacher Note:** Spend time on Topic 3.1 to emphasis vocabulary and the transformations from Unit 1 and 2 with “nontraditional” periodic functions.

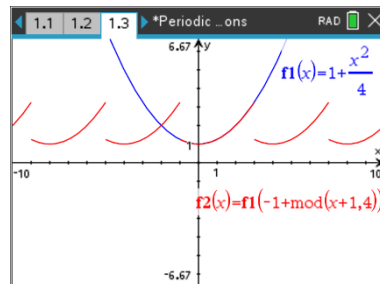
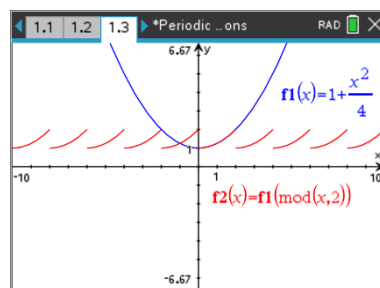
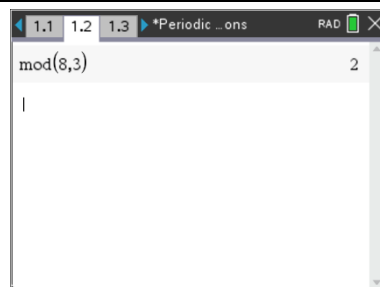
**Demonstration of the generation of a periodic function on the TI-Nspire.**

The demonstration of generating a periodic function using the modulus function is beneficial to the teacher in writing or creating questions and documents to use in class. The demonstration of using the TI-84 follows the demonstration on the TI-Nspire.

**Technology Tip:** The mod (modulus) function is an operator that gives the remainder. The operator  $\text{mod}(8, 3)$  yields 2 because 8 divided by 3 has a remainder of 2.

Graph  $f_1(x) = 1 + \frac{x^2}{4}$ . We want to repeat the piece of the function from  $x = 0$  to  $x = 2$  to create a periodic function.  
Graph  $f_2(x) = f_1(\text{mod}(x, 2))$ .

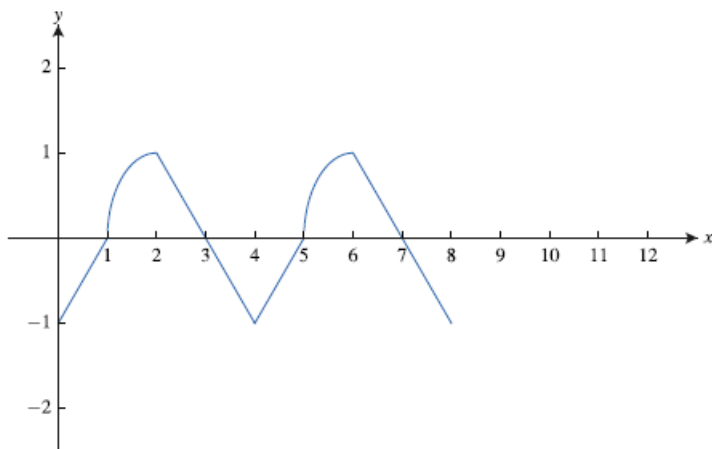
Now try  $f_2(x) = f_1(-1 + \text{mod}(x+1, 4))$ .





**Problem 2.**

The graph of a periodic function  $f$  is shown below.



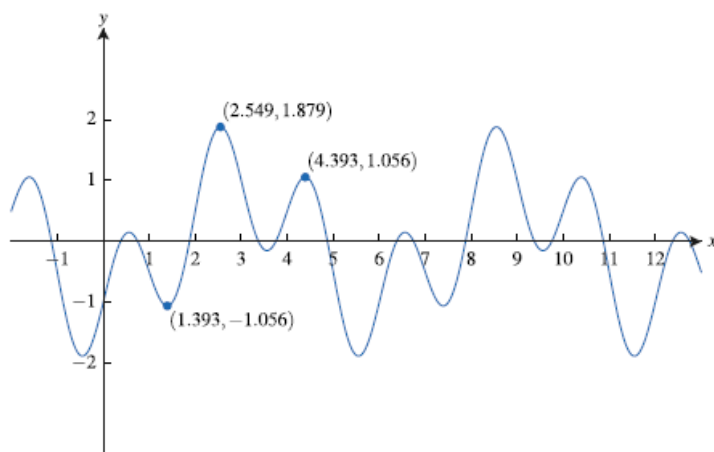
- (a) Sketch another cycle of the function on the interval  $[8, 12]$ .
- (b) Find  $f(14)$  and  $f(-1)$ .
- (c) Find the open intervals for  $0 \leq x \leq 8$  on which the function is increasing and concave down.
- (d) Find the open intervals for  $0 \leq x \leq 8$  on which the function is decreasing and concave up.

**Sample Solution:**

Refer to the Teacher Solutions Document for the full solution to this problem.

**Problem 3.**

The graph of a periodic function  $f$  is shown below.





- (a) Write an expression for a function  $g$  that is a horizontal translation of the graph of  $f$  which would be the exact same graph as that of  $f$ .
- (b) Using the period of  $f$ , find the number of complete cycles of the graph of  $f$  in the  $xy$ -plane on the interval  $0 \leq x \leq 350$ .

**Sample Solution:**

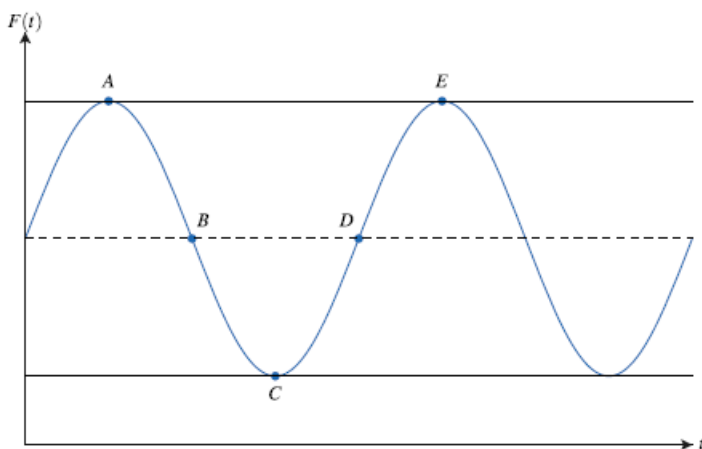
Refer to the Teacher Solutions Document for the full solution to this problem.

**Problem 4.**

The blades of a large industrial fan rotate in a clockwise direction and rotate at a rate of 10 revolutions per second. Let point  $A$  be at the tip of the blade that is straight up at time  $t = 0$ . Point  $A$  is 75 inches from the floor. Each blade has a length of 14 inches from the center.

Let the periodic function  $F$  model the distance between point  $A$  and the floor, in inches, as a function of time  $t$  in seconds.

- (a) Use the given information to find possible coordinates  $(t, F(t))$  of the points  $A, B, C, D$ , and  $E$  on the graph below.



- (b) Use the graph of  $y = F(t)$  and the intervals from  $A$  to  $B$ ,  $B$  to  $C$ , etc. to find an interval on which the graph of  $F$  is increasing and concave down.
- (c) Find an interval on which the graph of  $F$  is decreasing and concave down.

**Sample Solution:**

Refer to the Teacher Solutions Document for the full solution to this problem.

**Wrap Up**

Upon completion of the discussion, the teacher should ensure that students understand:

- The graphing application can be used to explore periodic functions.
- The graphing application can be used to explore the behavior of a periodic function.

For more videos from the AP Precalculus Live series, visit our playlist

[https://www.youtube.com/playlist?list=PLQa\\_6aWmaC6B-5h5n2Cr5h3G2ZPfJ0HGI](https://www.youtube.com/playlist?list=PLQa_6aWmaC6B-5h5n2Cr5h3G2ZPfJ0HGI)

*\*\*Note: This activity has been developed independently by Texas Instruments. AP is a registered trademark of the College Board, which was not involved in the production of, and does not endorse, this product. Policies subject to change. [Visit www.collegeboard.org](http://www.collegeboard.org).*