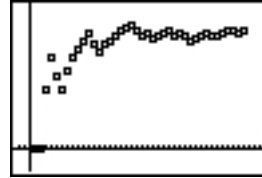


Tiles in a Bag

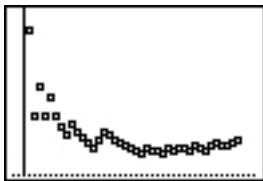
Summary of Data
2005-2006



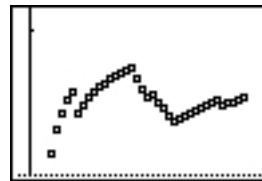
Class Example
26 successes out of 40 trials
65% success rate
 $.65 * 24 = 15.6$ successes predicted
15 actual successes in the bag



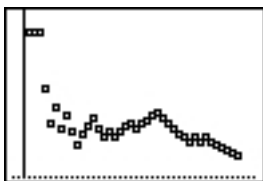
Group #1
26 successes out of 40 trials
65% success rate
 $.65 * 24 = 15.6$ successes predicted
16 actual successes in the bag




Group #7
14 successes out of 40 trials
35% success rate
 $.35 * 24 = 8.4$ successes predicted
8 actual successes in the bag



Group #6
29 successes out of 40 trials
72.5% success rate
 $.725 * 24 = 17.4$ successes predicted
19 actual successes in the bag



Group #4
18 successes out of 40 trials
45% success rate
 $.45 * 24 = 10.8$ successes predicted
10 actual successes in the bag



Group #5
19 successes out of 40 trials
47.5% success rate
 $.475 * 24 = 11.4$ successes predicted
12 actual successes in the bag