

Number Line Activity: Adding Integers

This activity uses the TI-73 graphing calculator and the TI-Navigator System to simulate adding integers on a number line. Students will use the Number Line feature in Activity Center to add integers by drawing vectors. Students will then draw the vectors on their worksheet and record the answer.

Instructions:

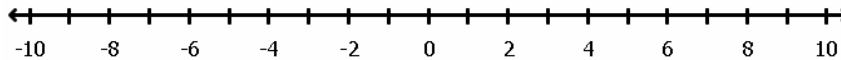
1. Start class in Navigator and open Activity Center.
2. Load the activity setting, NumLineActivity.act.
3. Select "Configure" and use the following problems as prompts, or make up your own. Allow students to make 4 marks, Resubmit, and Let students view cursor location value. Select "Draw Vectors" as Students' mark.

1)	$6+4-8$	Ans: 2	6)	$-9+6+6-3$	Ans: 0
2)	$-2+7-10$	Ans: -5	7)	$-2+1-4+7$	Ans: 2
3)	$3+2-13$	Ans: -8	8)	$-10+5+10+3$	Ans: 8
4)	$-5-1-3$	Ans: -9	9)	$5-5-6+1$	Ans: -5
5)	$10-7-5+3$	Ans: 1	10)	$8-9+8-9$	Ans: -2
4. Have students log in to NavNet.
5. Have students go into Activity Center. The first prompt and number line will appear on the screen of their calculator. Students will move the cursor with the left and right arrow keys to the first value in the prompt and press ENTER. As they move the cursor to the next value in the prompt, a vector will be drawn. When they get to the next value, they should press ENTER. Then move to the next value in the prompt and press ENTER, and so on. After students have their cursor on the answer, they should press ENTER. Students can press the soft key for "LINE" and see the answer on their screen. To type the answer, students should press the soft key for "ANS", type the answer and press ENTER. Students should then submit their vectors and answer to you by pressing the soft key for "SEND". Students can resubmit until you stop the activity by pressing the soft key for "EDIT".
6. After students submit to you, have them draw their vectors and record their answer on the worksheet.
7. After all students have submitted, stop the Activity and discuss the results.
8. Reconfigure for the next prompt.
9. The last five questions on the worksheet ask students to draw their own number lines (without the calculator and Navigator) to find the answers to given problems.

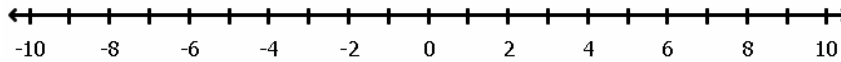
Number Line Activity: Adding Integers

Use your TI-73 Explorer and TI-Navigator to draw vectors for problems given to you by your teacher. Use this worksheet to record your vectors and answers.

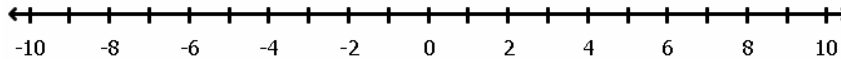
1. ANSWER: _____



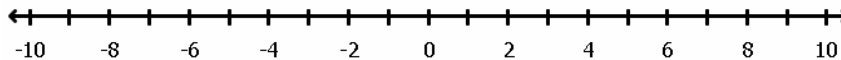
2. ANSWER: _____



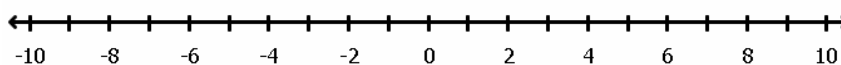
3. ANSWER: _____



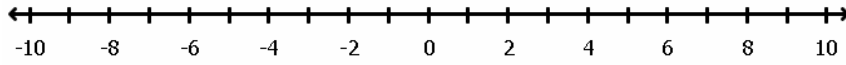
4. ANSWER: _____



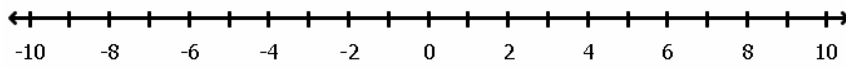
5. ANSWER: _____



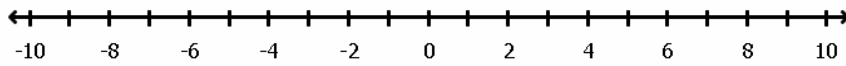
6. ANSWER: _____



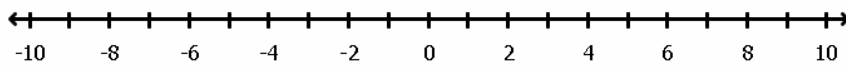
7. ANSWER: _____



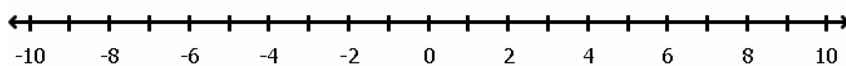
8. ANSWER: _____



9. ANSWER: _____



10. ANSWER: _____



Draw a number line and vectors, and record an answer for each of the following problems (do not use your calculator or TI-Navigator).

11. $-3+4+6-5-1 = \underline{\hspace{2cm}}$

12. $11+5+3-7+8 = \underline{\hspace{2cm}}$

13. $-3-2-4-3+1-5 = \underline{\hspace{2cm}}$

14. $6+1+2-8-7+1 = \underline{\hspace{2cm}}$

15. $9-8-7+6-5+4-3+2+1 = \underline{\hspace{2cm}}$