


Percent Square

Percent Square shows numbers visually on the screen using a hundreds square (10 by 10 grid). For each problem, a different number of squares on the grid are shaded. You must determine what portion of the grid is shaded and enter the answer in fraction, decimal, or percent form.



Before you begin this activity, you will need the Rational Number Rampage App loaded on your TI-73 Explorer™. Read the instructions and download the App from education.ti.com/apps

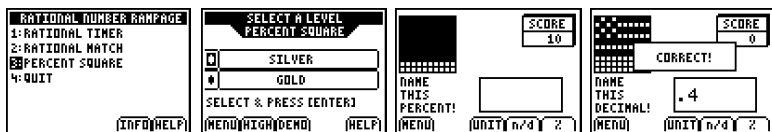
Engage

1. Press **[APPS]**, select **RRampage**, and press any key to get through the opening screens
2. Press **[3]** 3:Percent Square
3. Press **<DEMO>** (**[ZOOM]**) to see examples of how to play this game
4. A hundreds grid will appear, with part of it shaded. A message tells you in what form your answer should appear (all answers should be in simplest form)
5. Press **<NEXT>** (**[GRAPH]**) to go step-by-step through the demo
6. When you are ready to play, press **<QUIT DEMO>** (**[Y=]**)

Explore


1. Use the arrow keys to select the level of play:
Silver (contain fractions, decimals, and percents from 0 to 1) or
Gold (contains fractions, decimals, and percents from 0 to 2)
2. Press **[ENTER]**

Continued on back



Percent Square

- To input an answer that is a mixed number, use the **Unit** (**ZOOM**) key between the whole number and the fraction (1 $\frac{1}{2}$ would be entered: 1 **Unit** (**ZOOM**) 1 n/d (**TRACE**) 2)
- To input a fraction, use the **n/d** key between the numerator and denominator
- To input a percent, use the % (**GRAPH**) key
- Always press **ENTER** after you have keyed in your answer



Extend

If your answer is incorrect, you have a second chance, but you score half as many points as you would if you had gotten it on the first try

Scoring:

Your score is based on the level of play and whether you answer the question correctly.

Level	Correct Answer	
	First Try	Second Try
Silver	10 pts.	5 pts.
Gold	20 pts.	10 pts.