

Rational Number Rampage

*A software
application
for the TI-73
Explorer*

Getting Started

- Starting and Quitting the Application

How To...

- Play Rational Timer
- Play Rational Match
- Play Percent Square

More Information

- Getting Help
- Deleting the Application
- Error Recovery
- Fractions Less than One
- Percent Square Images



Important Information

Texas Instruments makes no warranty, either express or implied, including but not limited to any implied warranties of merchantability and fitness for a particular purpose, regarding any programs or book materials and makes such materials available solely on an “as-is” basis.

In no event shall Texas Instruments be liable to anyone for special, collateral, incidental, or consequential damages in connection with or arising out of the purchase or use of these materials, and the sole and exclusive liability of Texas Instruments, regardless of the form of action, shall not exceed the purchase price of this item or material. Moreover, Texas Instruments shall not be liable for any claim of any kind whatsoever against the use of these materials by any other party.

Graphing product applications (Apps) are licensed. See the terms of the [license agreement](#) for this product.

Microsoft, Windows, Windows NT, Apple, and Macintosh are trademarks their respective owners.

What is the Rational Number Rampage App?

The Rational Number Rampage App helps strengthen math skills dealing with fractions, decimals, and percents. This application contains three different games:

- Rational Timer challenges you to convert numbers to fractions, decimals, or percents, and input your answer before time runs out on the clock.
- Rational Match tests your memory as well as your math skills. Sixteen cards are shown facedown. On the face of each is a number in fraction, decimal, or percent form. For each of these numbers, there is an equivalent representation on a different card. You turn over two cards at a time, trying to match all of the cards using the fewest tries possible.
- Percent Square shows numbers visually on the screen using a hundreds square (10 by 10 grid). For each problem, a different number of squares in the grid are shaded. You must determine what portion the grid is shaded and enter the answer in fraction, decimal, or percent form.

For assistance in playing Rational Number Rampage, see the tables of equivalent values for [fractions less than one](#) and challenging [hundreds squares](#).

The Rational Number Rampage application is a concept application that TI wants to share with our customers, educators, and students before the product definition and testing are complete. It is an alpha software version, and as such, it may contain imperfections, or the coding may be incomplete.

TI invites your feedback concerning the functionality and educational value of the Rational Number Rampage application. Please send your comments and questions to concept@list.ti.com.

What You Need

Hardware and Software	Note
TI-73 Explorer with version 1.60 or latest version of the Graph Explorer software	You can download a free copy of the latest Graph Explorer software from education.ti.com/softwareupdates . Follow the link to Operating Systems.
Computer with Microsoft® Windows® 95/98/2000/XP, Windows NT®, or Apple® Macintosh® OS 7.1 or higher installed	
TI Connectivity computer-to-device cable	TI Connectivity cables are available for purchase from retail stores, online retailers, and instructional dealers. See a list at education.ti.com/buy . You may also purchase TI Connectivity cables from the TI online store at education.ti.com/shop .
TI Connect™ software, which works with most supported models of Flash-based TI graphing devices	You can download free copies of TI Connect software from education.ti.com/downloadticconnect .

Where to Find Installation Instructions

Detailed instructions on installing this and other applications are available at education.ti.com/guides. Follow the link to Flash Installation Instructions.

Getting Help

The instructions in this guidebook are only for this application. If you need help using the TI-73 Explorer, refer to its comprehensive guidebook at education.ti.com/guides.

For this application, help for each game is available from the main menu and from the SELECT A LEVEL screen.

1. From the main menu, highlight the number of the game you need help with and then select **HELP** (press **GRAPH**).
— or —
From the SELECT A LEVEL screen for the game, select **HELP** (press **GRAPH**).
2. Select **NEXT** (press **GRAPH**) to display subsequent screens of help text.
3. Select **QUIT HELP** (press **Y=**) to return to the main menu.

Starting and Quitting the Application

Starting the Application

1. Press **APPS** to display the list of applications on your TI-73.
2. Select **RRampage**. The application's information screen is displayed.
3. Press any key to continue. The programmer's screen is displayed.
4. Press any key to continue. The RATIONAL NUMBER RAMPAGE menu is displayed.

Quitting the Application

From the RATIONAL NUMBER RAMPAGE menu, select **QUIT** or press **2nd** [QUIT].

Navigating

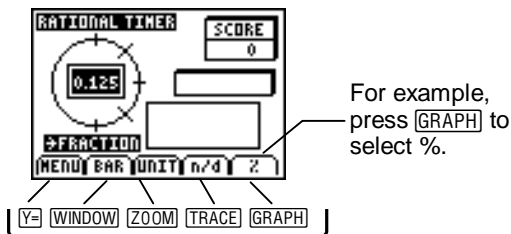
Selecting Menu Items

You can select menu items in the following ways:

- Press \uparrow or \downarrow to highlight the menu item, and then press $\boxed{\text{ENTER}}$ to select it.
- Press the number key that corresponds to the menu item.

Using On-Screen Options

Each screen displays one or more options along the bottom of the screen. To select an option, press the graphing key directly below the option.



Note You must use the on-screen option keys for **UNIT**, **n/d**, and **%**. You CANNOT use device keys.

Rational Timer

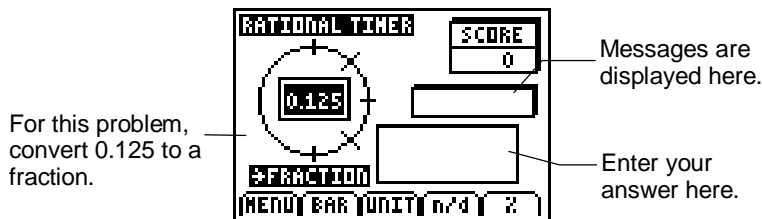
The game displays a fraction, decimal or percent inside the clock. The format that the number should be converted to is shown below the clock. Try to beat the clock, entering your answer as quickly as possible. The faster you correctly answer problems, the more points you score.

1. Select **RATIONAL TIMER** from the main menu. The SELECT A LEVEL screen is displayed.
2. Press or to move the cursor to the level you want to play, and then press to select the level. The Rational Timer game screen is displayed.

Level	Description
Bronze	The game contains fraction, decimal, and percent representations of halves, thirds (equivalent fractions only), fourths, fifths, sixths (equivalent fractions only), eighths, and tenths. Numbers range between 0 and 1.
Silver	The game contains fraction, decimal, and percent representations of halves, thirds, fourths, fifths, sixths, eighths, tenths, twelfths, and sixteenths. Numbers range between 0 and 1.
Gold	Same as Silver but numbers range between 0 and 2.

Note From the SELECT A LEVEL screen, you can see the high scores for the game, by selecting **HIGH**.

3. Press any key to display the first problem.



4. Input your answer, and then press **ENTER** to check your answer. The message box displays **WELL DONE!** when your answer is correct, or **TIME OUT** if you do not enter the correct answer before time on the clock runs out.

Note If your answer is incorrect and you still have time left on the clock, your answer is erased so that you can enter a new answer.

To input this type of number...

Do this:

Repeating decimal

Input the decimal value, place the cursor on the number that repeats, and then select **BAR**.

Example: 0.083 **BAR** → 0.08 $\bar{3}$

Fraction

Input the numerator, select **n/d**, and then input the denominator. All fractions must be in the simplest form.

To input this type of number...	Do this:
Mixed fraction	Input the whole number, select UNIT , input the numerator, select n/d , and then input the denominator. Improper fractions are not accepted as correct. Example: 160% → $1\frac{3}{5}$ not $\frac{8}{5}$.
Percent	Input the number, and then select %.

- Press any key to display the next problem. After 10 problems, the game is over.
- If your score is a new high score, enter your initials; otherwise, select **PLAY AGAIN** to play a new Rational Timer game or select **MENU** to return to the main menu.

Scoring

Your score is calculated based on the level of play and the number of tick marks left on the clock when you enter a correct answer.

Level	Points per Tick Mark
Bronze	1
Silver	2
Gold	3




Rational Match

The game screen shows 16 cards facedown. On the face of each card is a number in either fraction, decimal, or percent form. Turn the cards over and determine whether the numbers are equivalent. The object of the game is to match each card with its equivalent card in as few moves as possible to get the lowest score. Matched cards are removed from the game, but unmatched cards are returned, facedown.

Tip

The Silver and Gold levels can be challenging at first because they can contain numbers that you might not be used to seeing (e.g., representations of twelfths and sixteenths). You might want to record the numbers in a 4x4 array as you play the game. After playing these levels a few times, they will become more familiar.

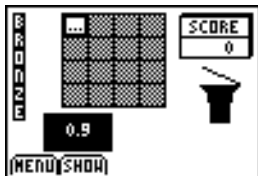
For assistance in playing Rational Match, see the table of equivalent values for [fractions less than one](#).

1. Select **RATIONAL MATCH** from the main menu.
2. Press  or  to move the cursor to the level you want to play, and then press  to select the level. The Rational Match game screen is displayed.

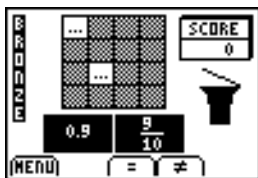
Level	Description
Bronze	The game contains fraction, decimal, and percent representations of halves, thirds, fourths, fifths, sixths, and eighths. Numbers range between 0 and 1. All fractions are in the simplest form.
Silver	The game contains fraction, decimal, and percent representations of halves, thirds, fourths, fifths, sixths, eighths, tenths, twelfths, and sixteenths. Numbers range between 0 and 1.
Gold	Same as Silver but numbers range between 0 and 2.

Note From the SELECT A LEVEL screen, you can see the low scores for the game, by selecting **LOW**.

- Press \uparrow , \downarrow , \leftarrow , or \rightarrow to move the cursor to a card, and then select **SHOW** to see the face of the card.



- Repeat step 3 to see the face of another card.



5. Determine whether the numbers are equivalent, and then select **=** if the numbers are equal or **≠** if the numbers are not equal. A message is displayed stating whether your answer is correct or incorrect.

If the cards are equal, they are removed from the game. If the cards are not equal, they are returned to the game and placed facedown in the same positions where they were previously.

6. Repeat steps 3–5 until all of the cards are gone.
7. If your score is a new low score, enter your initials; otherwise, select **PLAY AGAIN** to play another Rational Match game or **MENU** to return to the main menu.

Scoring

The object of this game is to keep your score as low as possible. There is no penalty on the first turn. After the first turn, points are assessed as described in the following table.

Level	Cards are equal and your answer is		Cards are not equal and your answer is	
	=	≠	=	≠
Bronze	0	6	6	3
Silver	0	4	4	2
Gold	0	2	2	1

Percent Square

Either one or two hundreds squares are displayed on the screen depending on the level and problem. Each hundreds square has some of its squares shaded. A message is displayed telling you to answer what fraction, decimal, or percent of the squares are shaded.

Tip For assistance in playing Percent Square, see the table of [equivalent values](#) for challenging hundreds squares.

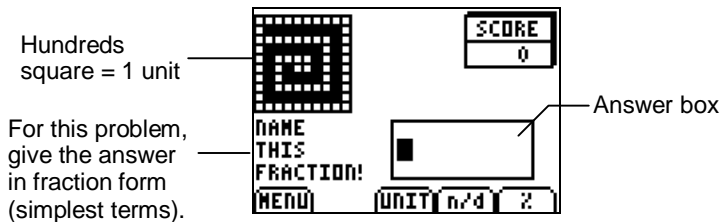
1. Select **PERCENT SQUARE** from the main menu. The SELECT A LEVEL screen is displayed.
2. Press \uparrow or \downarrow to move the cursor to the level you want to play, and then press **ENTER** to select the level. The Percent Square game screen is displayed.

Level	Description
Silver	The game contains fractions, decimals, and percents from 0 through 1.
Gold	The game contains fractions, decimals, and percents from 0 through 2.

Note From the SELECT A LEVEL screen, you can also see

- an animated demonstration of the game by selecting **DEMO**.
- the high scores for the game by selecting **HIGH**.

3. Press any key to start the game. Part of the hundreds square is shaded, and a message tells you in what form your answer should appear.



4. Input your answer, and then press **ENTER** to check it. If your first answer is incorrect, you can try again. If your final answer is incorrect, the correct answer is displayed.

To input this type of number...	Do this:
Fraction	Input the numerator, select n/d , and then input the denominator. All fractions must be in the simplest form.
Mixed fraction	Input the whole number, select UNIT , input the numerator, select n/d , and then input the denominator. Improper fractions are not accepted as correct. Example: 160% → $1\frac{3}{5}$ not $\frac{8}{5}$.
Percent	Input the number, and then select % .

5. Press any key to display the next problem. After you answer 10 problems, the game is over.
6. If your score is a new high score, enter your initials; otherwise, select **PLAY AGAIN** to play another Percent Square game or select **MENU** to return to the main menu.






Scoring

Your score is calculated based on the level of play and whether the answer was correct on the first try.

Level	Correct Answer	
	First Try	Second Try
Silver	10 pts	5 pts
Gold	20 pts	10 pts

Entering Initials in the High / Low Score Table

When you reach a high or low score, you can enter your initials in the score table. The initials displayed are AAA until you change them.

1. Press  and  to cycle the display through the available letters, in alphabetical order.
2. Press  and  to move the cursor between the positions for each letter.
3. Press  to confirm your input.

Your initials and your points are added to the score table.

Deleting the Application

1. [Quit the App.](#)
2. Press **[2nd] [MEM]** to display the MEMORY menu.
3. Select **Delete**.
4. Select **Apps**.
5. Move the cursor to **RRampage**.
6. Press **[ENTER]**. A confirmation message is displayed.
7. Select **Yes** to delete the application.

Installation Error Messages

Low Battery

Do not attempt to download a Flash application if the low-battery message appears on the home screen. Low battery indication is shown on the initial screen. If you receive this error during an installation, change the batteries before trying again.

Invalid Signature or Certificate

Either this device does not have a certificate to run the application, or electrical interference caused the link to fail. Try to install the application again.

Error in Xmit

This problem is usually associated with the device-to-device cable and its connection between the devices. Make sure the cable is firmly inserted in the link port of each device.

Communication Error

This error indicates that the TI Connect™ software (“Unable to communicate with device”) is unable to communicate with the device. The problem is usually associated with the TI Connectivity cable and its connection to the device or to the computer.

- Make sure the cable is firmly inserted into both the device link port and the computer.
- Verify that the correct cable type is selected in the software link settings.
- Verify that the correct communications port (Com Port) is selected in the software link settings. (This does not apply if using the USB port and TI Connect software.)

Memory Error

This error occurs when the TI-73 Explorer does not have sufficient memory for the application. In order to make room for another application, you must delete an application from the device. Before you delete an application from the TI-73 Explorer, you can save it to your computer using TI Connect. You can reload it to the device later using TI Connect software.

Other Errors

See the TI-73 Explorer guidebook. Guidebooks can be obtained from education.ti.com/guides.

Checking Version Numbers and Free Space

Verify Operating System Version and ID Number

The Rational Number Rampage application is compatible with TI-73 Graph Explorer software version 1.60 or higher.

To verify your operating system version number:

1. From the home screen, press $\boxed{2\text{nd}}$ [MEM].
2. Select **ABOUT**.

The operating system version number is displayed below the product name and has the format x.yy. The ID number appears on the line below the product number.

Verify Flash Application Version

The version number appears on the information screen below the application name. To display the information screen, do one of the following:

- Press $\boxed{\text{APPS}}$, and then select **RRampage**.
—or—
- Select **INFO** from the RATIONAL NUMBER RAMPAGE menu.

Check Amount of Flash Application Free Space

1. From the home screen, press $\boxed{2\text{nd}}$ [MEM].

2. Select **Check Apps**.





The Rational Number Rampage application requires one free space to load the application. For more information about memory and memory management, refer to the TI-73 Explorer guidebook.


Table of Equivalent Values

Type	Fraction	Decimal	Percent
Halves	1/2	0.5	50%
Thirds	1/3	0. $\bar{3}$	33. $\bar{3}$ %
	2/3	0. $\bar{6}$	66. $\bar{6}$ %
Fourths	1/4	0.25	25%
	2/4 = 1/2	0.5	50%
	3/4	0.75	75%
Fifths	1/5	0.2	20%
	2/5	0.4	40%
	3/5	0.6	60%
	4/5	0.8	80%
Sixths	1/6	0.1 $\bar{6}$	16. $\bar{6}$ %
	2/6 = 1/3	0. $\bar{3}$	33. $\bar{3}$ %
	3/6 = 1/2	0.5	50%
	4/6 = 2/3	0. $\bar{6}$	66. $\bar{6}$ %
	5/6	0.8 $\bar{3}$	83. $\bar{3}$ %
Eighths	1/8	0.125	12.5%
	2/8 = 1/4	0.25	25%
	3/8	0.375	37.5%
	4/8 = 1/2	0.5	50%
	5/8	0.625	62.5%
	6/8 = 3/4	0.75	75%
	7/8	0.875	87.5%
Tenths	1/10	0.1	10%
	2/10 = 1/5	0.2	20%
	3/10	0.3	30%
	4/10 = 2/5	0.4	40%
	5/10 = 1/2	0.5	50%
	6/10 = 3/5	0.6	60%
	7/10	0.7	70%
	8/10 = 4/5	0.8	80%
	9/10	0.9	90%





Type	Fraction	Decimal	Percent
Twelfths	1/12	0.08 $\bar{3}$	8. $\bar{3}$ %
	2/12 = 1/6	0.1 $\bar{6}$	16. $\bar{6}$ %
	3/12 = 1/4	0.25	25%
	4/12 = 1/3	0. $\bar{3}$	33. $\bar{3}$ %
	5/12	0.41 $\bar{6}$	41. $\bar{6}$ %
	6/12 = 1/2	0.5	50%
	7/12	0.58 $\bar{3}$	58. $\bar{3}$ %
	8/12 = 2/3	0. $\bar{6}$	66. $\bar{6}$ %
	9/12 = 3/4	0.75	75%
	10/12 = 5/6	0.8 $\bar{3}$	83. $\bar{3}$ %
	11/12	0.91 $\bar{6}$	91. $\bar{6}$ %
Sixteenths	1/16	0.0625	6.25%
	2/16 = 1/8	0.125	12.5%
	3/16	0.1875	18.75%
	4/16 = 1/4	0.25	25%
	5/16	0.3125	31.25%
	6/16 = 3/8	0.375	37.5%
	7/16	0.4375	43.75%
	8/16 = 1/2	0.5	50%
	9/16	0.5625	56.25%
	10/16 = 5/8	0.625	62.5%
	11/16	0.6875	68.75%
	12/16 = 3/4	0.75	75%
	13/16	0.8125	81.25%
	14/16 = 7/8	0.875	87.5%
	15/16	0.9375	93.75%




Equivalent Values for Challenging Percent Square Problems

Value	Shaded Square	Value	Shaded Square
20/100 1/5 20% 0.2		39/100 39/100 39% 0.39	
23/100 23/100 23% 0.23		40/100 2/5 40% 0.4	

Value	Shaded Square
24/100	
6/25	
24%	
0.24	

Value	Shaded Square
44/100	
11/25	
44%	
0.44	

Value	Shaded Square
25/100 1/4 25% 0.25	
30/100 3/10 30% 0.3	 
33/100 33/100 33% 0.33	

Value	Shaded Square
50/100 1/2 50% 0.5	
60/100 3/5 60% 0.60	 

Concept Application Evaluation License Agreement

(Including Preview, Prototype, and Demo Apps)

BY DOWNLOADING THE SOFTWARE AND/OR DOCUMENTATION YOU AGREE TO ABIDE BY THE FOLLOWING PROVISIONS.

1. **LICENSE:** Texas Instruments Incorporated ("TI") grants you a license to use and copy the software program(s) ("Licensed Materials") contained on this diskette/CD/web site. You, and any subsequent user, may only use the Licensed Materials on Texas Instruments calculator products.
2. **RESTRICTIONS:** You may not reverse-assemble or reverse-compile the Licensed Materials. You may not sell, rent, or lease copies that you make.
3. **COPYRIGHT:** The Licensed Materials are copyrighted by TI or the third party licensor. Licensee agrees that he/she will not delete the copyright notice, trademarks or protective notices from the Licensed Materials or copies made during installation.
4. **SUPPORT:** The Licensed Materials are provided by TI with the understanding that only limited support for this concept application may be available from TI.
5. **TESTING:** Licensee acknowledges that he/she understands that TI has not in all cases subjected concept applications to rigorous testing and that the concept application may cause problems with his/her calculator, including its use in any kind of shared environment. Further, it is possible for a concept application to cause calculator crashes or lock ups which may be difficult to recover from. You are advised that use of the concept application is **AT YOUR OWN RISK**.
6. **WARRANTY:** TI does not warrant that the Licensed Materials will be free from errors or will meet your specific requirements.
THE LICENSED MATERIALS ARE MADE AVAILABLE "AS IS" TO LICENSEE.

7. **LIMITATIONS: TI MAKES NO WARRANTY OR CONDITION, EITHER EXPRESS OR IMPLIED, INCLUDING BUT NOT LIMITED TO ANY IMPLIED WARRANTIES OF MERCHANTABILITY AND FITNESS FOR A PARTICULAR PURPOSE, REGARDING THE LICENSED MATERIALS.**

IN NO EVENT SHALL TI, ANY THIRD PARTY LICENSOR, OR TI'S SUPPLIERS BE LIABLE FOR ANY INDIRECT, INCIDENTAL OR CONSEQUENTIAL DAMAGES, LOSS OF PROFITS, LOSS OF USE OR DATA, OR INTERRUPTION OF BUSINESS, WHETHER THE ALLEGED DAMAGES ARE LABELED IN TORT, CONTRACT OR INDEMNITY.

SOME STATES DO NOT ALLOW THE EXCLUSION OR LIMITATION OF INCIDENTAL OR CONSEQUENTIAL DAMAGES, SO THE ABOVE LIMITATION MAY NOT APPLY.

8. **RESTRICTED RIGHTS:** The Licensed Materials are provided with Restricted Rights. Use, duplication or disclosure by the United States Government is subject to restrictions as set forth in subparagraph [c](1)(ii) of the Rights in Technical Data and Computer Software clause at DFARS 252.227-7013 or in subparagraph [c](1) and (2) of the Commercial Computer Software - Restricted Rights at 48 CFR 52.227-19, as applicable.

Page Reference

This PDF document contains electronic bookmarks designed for easy on-screen navigation. If you decide to print this document, please use the page numbers below to find specific topics.

Important Information	2
What is the Rational Number Rampage App?.....	3
What You Need.....	5
Where to Find Installation Instructions.....	6
Getting Help.....	6
Starting and Quitting the Application.....	7
Starting the Application	7
Quitting the Application	7
Navigating.....	8
Selecting Menu Items	8
Using On-Screen Options	8
Rational Timer	9
Scoring	11
Rational Match.....	12
Scoring	15
Percent Square.....	16
Scoring	18
Entering Initials in the High / Low Score Table.....	19
Deleting the Application.....	20
Installation Error Messages	21
Low Battery	21

Invalid Signature or Certificate	21
Error in Xmit.....	21
Communication Error	22
Memory Error.....	22
Other Errors.....	23
Checking Version Numbers and Free Space	24
Verify Operating System Version and ID Number	24
Verify Flash Application Version.....	24
Check Amount of Flash Application Free Space.....	24
Table of Equivalent Values.....	26
Equivalent Values for Challenging Percent Square Problems	27
Concept Application Evaluation License Agreement	30