

Notefolio™ App

TI-89
Titanium

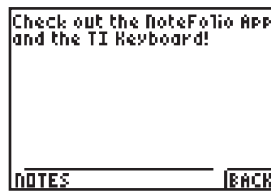
TI-84 Plus

Voyage™ 200

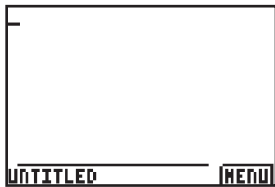
This App comes with the TI Keyboard to allow users to type in text and perform simple word processing tasks on their handheld. Transfer notes from the handheld to the computer, edit or import information into Word® or simple text files on a computer, and then print. Files can also be transferred from a computer to a handheld to add more notes.



1 _____
Select NoteFolio from the APPS menu.



6 _____
Choose the size of text that appears in the viewing window. Make it smaller to fit more on the screen.



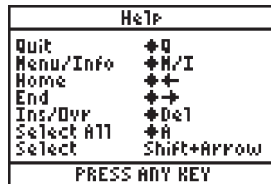
2 _____
The App launches with a blank window, ready to accept typed text.



7 _____
Change back to a larger font.



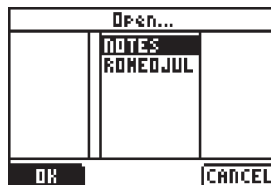
3 _____
Type notes just like on a computer.



8 _____
In the HELP menu, find the keyboard shortcut commands.



4 _____
Choose to save the file at any time. The new file name appears in the information bar.



9 _____
On opening NoteFolio, a list of saved Notes appears on the screen.



5 _____
Using the EDIT menu, do simple editing, including UNDO, CUT, COPY, PASTE, and FIND.

10 _____
Both the TI-83 Plus and TI-83 Plus Silver Edition may automatically Power Down between uses (this is designed to extend the battery life). Always be sure the handheld is turned on before entering data.