

# LEARNINGCHECK™ STATE PRACTICE EXAMS ITEM BANKS

## INTRODUCTION

You and your students can use the LearningCheck™ state practice exams item banks provided on the TI Classroom Activities CD to prepare for state exams and high school exit exams. These files can be used on the TI-73 Explorer™, or the TI-83 Plus / TI-84 Plus family of calculators using the LearningCheck application.

These multiple choice practice exams are designed for use with the **TI-Navigator™ system**. The TI-Navigator system provides wireless communication between students' graphing calculators and a teacher's PC. For more information on the TI-Navigator system, visit the TI Web Site at [education.ti.com/navigator](http://education.ti.com/navigator).

Below you will find information on:

- Downloading state practice exams with LearningCheck Creator software or TI Connect™
  - Using state practice exams item banks with the TI-Navigator system
  - State practice exams and state standards and sample state exam questions
- 

## DOWNLOADING STATE PRACTICE EXAMS AND SELECTING QUESTIONS WITH LEARNINGCHECK™ CREATOR

After loading the CD, follow these steps to download state practice exams to your student calculators using the LearningCheck™ Creator software or the TI Connect™ program.

**STEP 1:** Select either the **mathematics** or **science classroom**.

**STEP 2:** Select the **TI-Navigator** icon or TI-Navigator from the navigation bar.

**STEP 3:** Select the **State Practice Exams** subsection.

**STEP 4:** Click on the **download** link to download the State Practice Exam Item Bank for your state (LearningCheck files) to your computer.

**STEP 5:** If the LearningCheck™ Calculator Application is installed on all your student calculators, go to **step 6**. If not, a link is provided on the State Practice Exams page to **download the App** to your PC from the TI Web Site. Internet access is required.

**STEP 6:** Using LearningCheck™ Creator (included with your TI-Navigator system), use the **Item Bank** feature to open a state practice exam item bank. (See the LearningCheck Creator online help for additional information on the Item Bank feature.)

**STEP 7:** From the Item Bank – **preview** and **select** questions to send to your students' calculators.

**NOTE:** Each state practice exam item bank contains between 60 and 120 questions organized by state standards. Therefore, the practice exam item banks are too large to fit “as is” within the memory constraints of the student calculators.

# LEARNINGCHECK™ STATE PRACTICE EXAMS ITEM BANKS

## SENDING ASSIGNMENT USING TI CONNECT™ OR LEARNINGCHECK™

After loading the CD, follow these steps to download state practice exams to your student calculators using the LearningCheck™ Creator software or the TI Connect™ program.

- STEP 1:** Follows steps 1 – 7 on Page 1.
- STEP 2:** Using the LearningCheck Creator software, change the document type from examination to **self-check mode**.
- STEP 3:** Transfer the LearningCheck practice exam to student calculators using a connectivity cable and unit-to-unit cables and one of these methods:
- LearningCheck Creator software – **send to device** feature
  - TI Connect™ program – select **TI Device Explorer** and save the file to the calculator's **Flash/Archive memory**
- STEP 4:** These practices exams are intended as a learning review. Students may work alone or in small groups to answer the questions. You may wish to circulate the room to answer students' questions.
- STEP 5:** Once the students have completed the questions, as a class, review student answers, discussing problems that appear to be more challenging and re-teaching as needed.

## USING STATE PRACTICE EXAMS ITEM BANKS WITH THE TI-NAVIGATOR™ SYSTEM

After loading the CD, follow these steps to download state practice exam item banks to your student calculators for use with the TI-Navigator system. If you have upgraded to TI-Navigator 3.0 software (available Spring 2006), you can visit [education.ti.com/navigator](http://education.ti.com/navigator) for instructions on using Item Banks.

- STEP 1:** Follows steps 1 – 7 on Page 1.
- STEP 2:** After you have selected your questions, use **Send to Class** to distribute the state practice exam file(s) to your students.
- STEP 3:** These practices exams are intended as a learning review. Students may work alone or in small groups to answer the questions. You may wish to circulate the room to answer students' questions.
- STEP 4:** Once the students have completed the questions, select **Class Analysis**. Then select **Collect Answer Files From Class**.
- NOTE:** Before collecting the answers, we recommend that you check the options "Delete Answer File from Device after Collect" and "Delete Assignment File from Device after Collect."
- STEP 5:** Using **Class Results Slide Show**, as a class, review student answers, discussing problems that appear to be more challenging and re-teaching as needed.

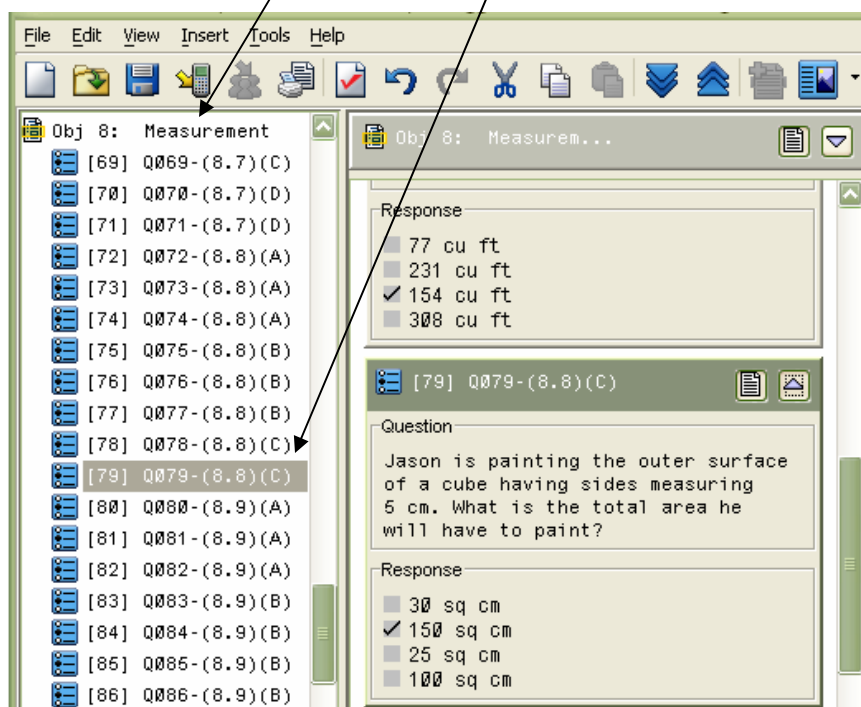
# LEARNINGCHECK™ STATE PRACTICE EXAMS ITEM BANKS

## STATE PRACTICE EXAMS AND STATE STANDARDS

Each state practice exam item bank contains between 50 and 120 questions organized by state standards/objectives. Each question title includes an abbreviation for the appropriate state standard or objective. Using the standards/objectives sections and the abbreviations you can easily select questions you need to review with your students.

For example, in the Texas 9<sup>th</sup> Grade Math practice exam, questions are aligned to the TAKS (Texas Assessment of Knowledge and Skills) Objectives as shown below.

### QUESTION TITLE WITH TAKS OBJECTIVES TAKS QUESTION



#### **Question: Q079 – (8.8)(C)**

Jason is painting the outer surface of a cube having sides measuring 5 cm. What is the total area he will have to paint?

#### **TAKS Objective: (8.8)(C)**

##### Objective 8

The student will demonstrate an understanding of the concepts and uses of measurement and similarity.

(8.8) Measurement. The student uses procedures to determine measures of solids. The student is expected to

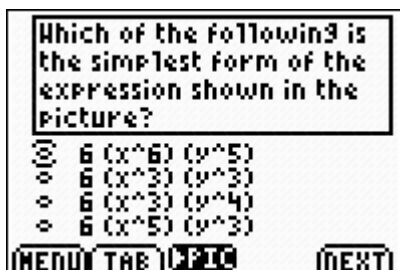
(C) estimate answers and use formulas to solve application problems involving surface area and volume.

# LEARNINGCHECK™ STATE PRACTICE EXAMS ITEM BANKS

## SAMPLE PRACTICE EXAM QUESTIONS

Below are sample Texas TAKS questions as they will appear on the graphing calculator along with the TAKS objectives they address. These are just a sample of the practice questions you will find on the TI Classroom Activities CD. State practice exams for other states follow the same design, using standards/objectives to organize and name question items.

### 9th Grade Math

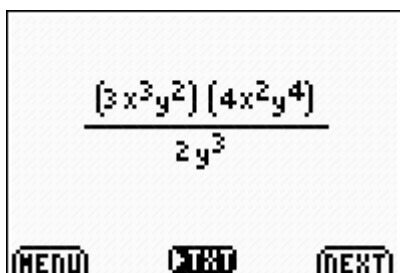


File: TX-M09-TAKS.edc

TAKS objective: (A)(d)(3)(A)

#### Objective 5

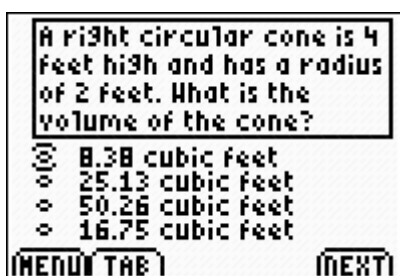
The student will demonstrate an understanding of quadratic and other nonlinear functions.



**A(d)(3)** Quadratic and other nonlinear functions. The student understands there are situations modeled by functions that are neither linear nor quadratic and models the situations.

**(A)** The student uses [patterns to generate] the laws of exponents and applies them in problem-solving situations.

### 10th Grade Math



File: TX-M10-TAKS.edc

TAKS objective: (8.8)(B)

#### Objective 8

The student will demonstrate an understanding of the concepts and uses of measurement and similarity.

**(8.8)** Measurement. The student uses procedures to determine measures of solids. The student is expected to

**(B)** connect models to formulas for volume of prisms, cylinders, pyramids, and cones

# LEARNINGCHECK™ STATE PRACTICE EXAMS ITEM BANKS

## 11th Grade Exit Math

Which of the following expresses the relationship between  $x$  and  $y$ ?

- $y = 1 - f(x)$
- $y = f(x + 1)$
- $y = 1 + f(x)$
- $y = f(x - 1)$

(MENU) (TAB) (BACK) (NEXT)

File: TX-M11-TAKS.edc

TAKS objective: MA.A.b.1.B

**MA** – mathematics

### Objective 1

The student will describe functional relationships in a variety of ways.

X:	5	10	17	26
Y:	2	3	4	5

(MENU) (TAB) (NEXT)

**A(b)(1)** Foundations for functions. The student understands that a function represents a dependence of one quantity on another and can be described in a variety of ways.

**(B)** The student [gathers and records data, or] uses data sets, to determine functional (systematic) relationships between quantities.

## 10th Grade Science

Light receptors adapted for vision in bright light are:

- Rods.
- Retina.
- Cones.
- Cochlea.

(MENU) (TAB) (NEXT)

File: TX-S10-TAKS.edc

TAKS objective: (B)(10)(A)

### Objective 2

The student will demonstrate an understanding of the Organization of living systems.

**B** – Biology

**(10)** Science Concepts. The student knows that, at all levels of nature, living systems are found within other living systems, each with its own boundary and limits. The student is expected to

**(A)** interpret the functions of systems in organisms including circulatory, digestive, nervous, endocrine, reproductive, integumentary, skeletal, respiratory, muscular, excretory, and immune.

# LEARNINGCHECK™ STATE PRACTICE EXAMS ITEM BANKS

## 11th Grade Exit Science

Balance the chemical reaction shown in the picture.

- 2, 1, 2
- 2, 0, 2
- 1, 1, 1
- 2, 1, 1

(MENU) (TAB) (F1) (F2) (NEXT)

File: TX-S11-TAKS.edc

TAKS objective: IPC(8)(C)

### Objective 4

The student will demonstrate an understanding of the structures and properties of matter.

IPC - Integrated Physics and Chemistry

(8) Science Concepts. The student knows that changes in matter affect everyday life. The student is expected to

(C) investigate and identify the law of conservation of mass.

$$\text{Cu}(s) + \text{O}_2(g) \rightarrow \text{CuO}(s)$$

(MENU) (TAB) (F1) (F2) (NEXT)

---

### Technical Assistance

If you need any technical assistance downloading these files to your calculators, contact the TI Customer Service Center.

EMAIL: [ti-educators@ti.com](mailto:ti-educators@ti.com)

CALL: 1.800.TI-CARES

### TI Classroom Activities CD

For more information about TI technology activities please visit:

[education.ti.com/activities](http://education.ti.com/activities)

EMAIL: [content@ti.com](mailto:content@ti.com)

CALL: 1.800.TI-CARES