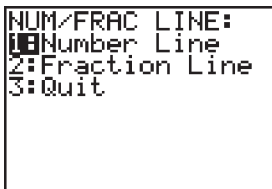


Number Line App

TI-73 Explorer™

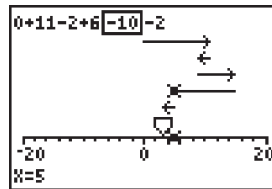
This App provides a dynamic, visual representation of a number line, helping students build skills in comparing numbers in a wide variety of forms (decimal, fractional, and percentage).



NUM/FRAC LINE:
1: Number Line
2: Fraction Line
3: Quit

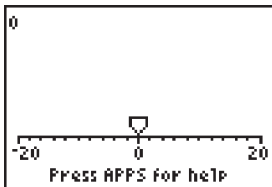
1

Press [APPS]. Choose NUMLINE. Press any key to access the Number Line main menu.



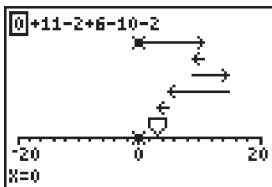
4

Use the cursor keys to trace through the operations performed on the expression. Notice each step is highlighted as the cursor moves through the line.



2

Press 1: Number Line. View how the addition or subtraction of two or more integers may be represented on the number line.



3

Key in the following expression:
 $0 + 11 - 2 + 6 - 10 - 2$. Press [ENTER].

5

To exit the Number Line App, press [2nd] [QUIT]. Choose 3: QUIT.

This is a short example of what the Number Line App can do. Explore further! Download the manual from the TI website, education.ti.com.