

Taylor Polynomials



About the Lesson

- This lesson is aligning with the curriculum of IB Mathematics Approaches and Analysis HL
- This falls under the IB Mathematics Content Topic 5 Calculus: **5.19a** Maclaurin (Taylor) series to obtain expansions for e^x , $\sin x$, $\cos x$, $\arctan x$, $\ln(1 + x)$, $(1 + x)^p$

As a result, students will:

- Define a Taylor polynomial approximation to a function f of degree n about a point $x = a$
- Graph convergence of Taylor polynomials
- Use Taylor polynomials to approximate function values

Vocabulary

- Taylor polynomial
- factorial
- derivatives

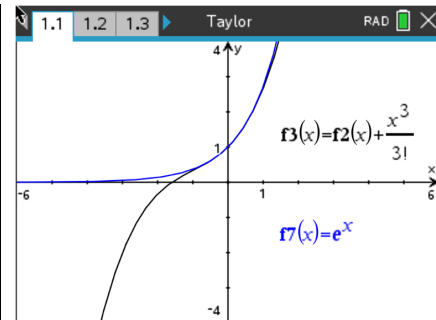
Teacher Preparation and Notes

- Taylor polynomial approximations are introduced as generalizations of tangent line approximations. The graphing handheld is used as a tool to graph Taylor polynomial approximations of functions. Taylor polynomials are also used to approximate specific function values.
- Students should be familiar with tangent line approximations and higher order derivatives
- Given a function f , students should be able to find the Taylor polynomial approximation of degree n about a point $x = a$, approximate specific function values using a Taylor polynomial, and approximate the graph of a function using a Taylor polynomial.



TI-Nspire™ Navigator™ System

- Monitor student progress using Class Capture.
- Use Live Presenter to spotlight student answers.



Tech Tips:




- This activity includes screen captures taken from the TI-Nspire CX II handheld. It is also appropriate for use with the TI-Nspire family of products including TI-Nspire software and TI-Nspire App. Slight variations to these directions may be required if using other technologies besides the handheld.
- Watch for additional Tech Tips throughout the activity for the specific technology you are using.
- Access free tutorials at <http://education.ti.com/calculators/pd/US/Online-Learning/Tutorials>

Associated Materials:

- Taylor Polynomials_Student-Nspire.pdf
- Taylor Polynomials_Student-Nspire.doc



Activity Materials

Compatible TI Technologies:  TI-Nspire™ CX Handhelds,
 TI-Nspire™ Apps for iPad®,  TI-Nspire™ Software

Introduction:

Consider the functions below.

$$y = 5x^3 - 3x^2 + 7x - 4 \quad y = \operatorname{atan}(x + \ln(x)) \quad y = \frac{4x^2 + 8x - 5}{2x^3 + x^2 - 15} \quad y = \sec\left(e^{2x} - \frac{4}{x}\right)$$

The first function, the *polynomial* function, is probably the easier to integrate. Although a polynomial can have many terms, its basic structure is a sum of products of numbers (coefficients) and nonnegative integer powers of x , the independent variable. You can evaluate any polynomial at a specific value x by using only the plus, times, and negative buttons on any four-function calculator because whole-number powers of x are only shorthand for repeated multiplication.

Polynomials are so easy to manipulate, in fact, that they are sought after as approximations to more complicated functions. You may have encountered one such kind of approximation in statistics with polynomial regression. A special case of a polynomial regression is the “line of best fit,” $y = ax + b$, to a scatter plot of data points.

In this activity, you will examine another kind of polynomial approximation that is a generalization of the *tangent line approximation*. These polynomials are called *Taylor polynomials*.

Exploration

If $f'(a)$, the derivative of a function, is known at a point $(a, f(a))$ on its graph, then the point-slope form for the equation of the tangent line can be used with $m = f'(a)$ as the slope. $y - f(a) = f'(a)(x - a)$ written with y isolated is $y = f(a) + f'(a)(x - a)$.

The tangent line approximation is sometimes called the best linear local approximation to a function f at the point $x = a$ because it is the only line that has the same y -value and the same derivative value as f at the point $x = a$. In other words, the tangent line matches the function’s value and its first-order derivative’s value at $x = a$.

The tangent line approximation $y = f(a) + f'(a)(x - a)$ is the *first-degree Taylor polynomial approximation* to the function f about the point $x = a$. To obtain higher-degree Taylor polynomial approximations, higher-order derivative values need to be matched.

For example, to find the best quadratic (second-degree) approximation to the function at $y = f(x) = e^x$ at $x = 0$, a quadratic function $y = ax^2 + bx + c$ must be found such that y , $\frac{dy}{dx}$, and $\frac{d^2y}{dx^2}$ match those derivative values of the function $f(x) = e^x$ at $x = 0$. The calculations that need to match to solve for the coefficients a , b , and c are arranged across the rows in the table below.

$y(x) = a \cdot x^2 + b \cdot x + c$	$y(0) = a \cdot 0^2 + b \cdot 0 + c = c$	$f(x) = e^x$	$f(0) = e^0 = 1$	$\rightarrow c = 1$
$y'(x) = 2a \cdot x + b$	$y'(0) = 2a \cdot 0 + b = b$	$f'(x) = e^x$	$f'(0) = e^0 = 1$	$\rightarrow b = 1$
$y''(x) = 2a$	$y''(0) = 2a$	$f''(x) = e^x$	$f''(0) = e^0 = 1$	$\rightarrow a = \frac{1}{2}$

The quadratic approximation is $y = \frac{x^2}{2} + x + 1$.

It is customary to write the terms of a Taylor polynomial in increasing powers, so the second-degree Taylor polynomial approximation to $f(x) = e^x$ about $x = 0$ is

$$y = 1 + x + \frac{x^2}{2}$$

In general, the degree n Taylor polynomial approximation for a function f about the point $x = 0$ is given by

$$P_n(x) = f(0) + f'(0)x + \frac{f''(0)}{2!}x^2 + \frac{f'''(0)}{3!}x^3 + \dots + \frac{f^{(n)}(0)}{n!}x^n$$

where $f^{(n)}$ represents the n th derivative of f and $n! = 1 \cdot 2 \cdot 3 \cdot \dots \cdot (n-1) \cdot n$ is “ n factorial.”

Taylor polynomial approximations for $f(x) = e^x$ about $x = 0$ are particularly easy to find because all higher-order derivatives of f are exactly the same, namely $f^{(n)}(x) = e^x$ for all n , and so $f^{(n)}(0) = 1$ for all n . Thus, the sixth-degree Taylor polynomial for $f(x) = e^x$ about $x = 0$ would be

$$P_6(x) = 1 + x + \frac{x^2}{2!} + \frac{x^3}{3!} + \frac{x^4}{4!} + \frac{x^5}{5!} + \frac{x^6}{6!} = 1 + x + \frac{x^2}{2} + \frac{x^3}{6} + \frac{x^4}{24} + \frac{x^5}{120} + \frac{x^6}{720}$$




The above example would lead a person to believe that these higher-degree Taylor polynomial approximations are simply better *local* approximations than a tangent line approximation; that is, that the approximation should only be used for a very small interval about the point. In many cases, but not all cases, higher-degree Taylor polynomials may provide very good approximations of the function over much larger intervals. To illustrate this, you can try graphing a function and several of its Taylor polynomials.

Graph $f(x) = e^x$ and its first through sixth degree Taylor polynomials about $x = 0$. Use the viewing window below.

Input the first-degree Taylor polynomial in **f1(x)** on a graphs page, the second-degree Taylor polynomial in **f2(x)**, and so on up to the sixth degree Taylor polynomial in **f6(x)**. In **f7(x)**, input the original function $f(x) = e^x$. The screen below shows these entries.

Taylor Polynomials



MATH NSPIRED   

1.1 1.2 1.3 Taylor RAD

$f1(x) = 1 + x$
 $f2(x) = 1 + x + \frac{x^2}{2}$ $f5(x) = f4(x) + \frac{x^5}{5!}$
 $f3(x) = f2(x) + \frac{x^3}{3!}$ $f6(x) = f5(x) + \frac{x^6}{6!}$
 $f4(x) = f3(x) + \frac{x^4}{4!}$ $f7(x) = e^x$

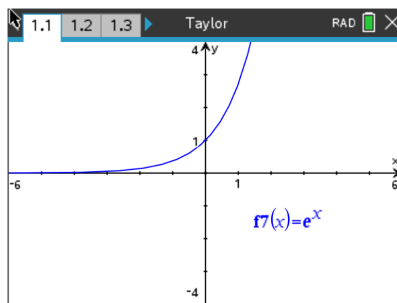
1.1 Taylor RAD

Window Settings

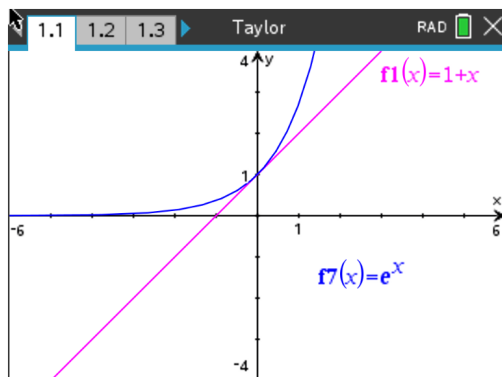
XMin: -6
 XMax: 6
 XScale: 1
 YMin: -4
 YMax: 4
 YScale: 1

OK Cancel

Notice that with each increase in degree of a Taylor polynomial, you can simply add an additional term to the previous Taylor polynomial. The graph of $(f7(x))$ is shown below.

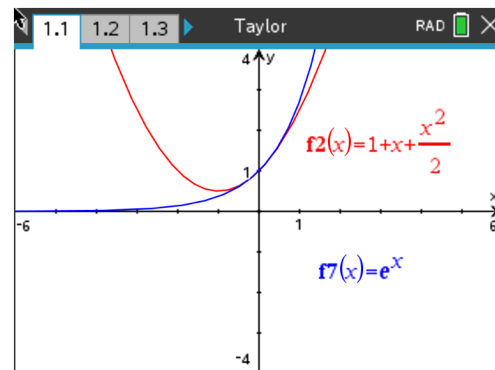


The graphs show the first six Taylor polynomials graphed in the same window with $f(x) = e^x$.



$$f1(x) = 1 + x$$

$$f7(x) = e^x$$

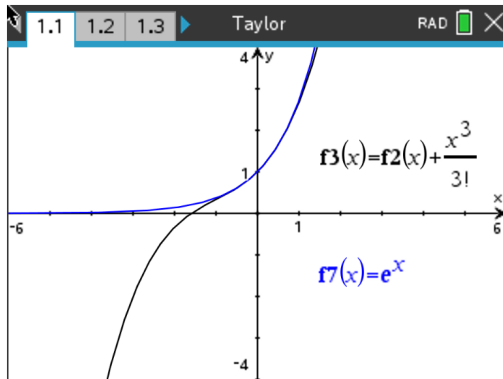


$$f2(x) = 1 + x + \frac{x^2}{2!}$$

$$f7(x) = e^x$$

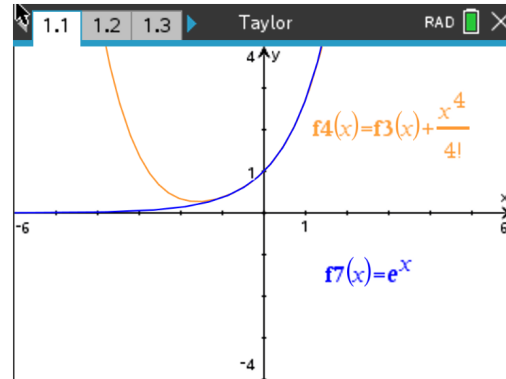


MATH NSPIRED   



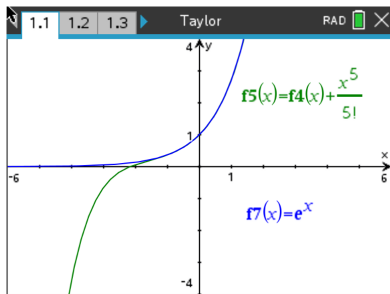
$$f_3(x) = 1 + x + \frac{x^2}{2!} + \frac{x^3}{3!}$$

$$f_7(x) = e^x$$



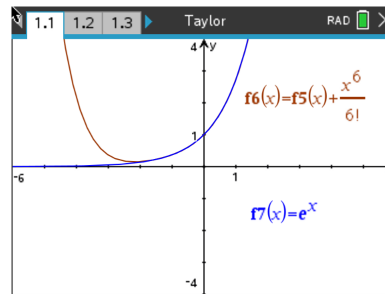
$$f_4(x) = 1 + x + \frac{x^2}{2!} + \frac{x^3}{3!} + \frac{x^4}{4!}$$

$$f_7(x) = e^x$$



$$f_5(x) = 1 + x + \frac{x^2}{2!} + \frac{x^3}{3!} + \frac{x^4}{4!} + \frac{x^5}{5!}$$

$$f_7(x) = e^x$$



$$f_6(x) = 1 + x + \frac{x^2}{2!} + \frac{x^3}{3!} + \frac{x^4}{4!} + \frac{x^5}{5!} + \frac{x^6}{6!}$$

$$f_7(x) = e^x$$

Notice how the graph of the polynomial visually approximates the graph of $f(x) = e^x$ over a wider and wider interval around $x = 0$. If you trace to the $x = 1$ crosshair and compare the values of the two functions, you will see how close the numerical approximations are.

$$f_7(1) = 2.718281828 \text{ (} e \text{ rounded to 9 decimal places)}$$

$$f_6(1) = 2.718055556 \text{ (} e \text{ accurate to the nearest thousandth)}$$

The degree n Taylor polynomial approximation for a function f about the point $x = a$ is expanded in powers of $(x - a)$ and has the form

$$P_n(x) = f(a) + f'(a)(x - a) + \frac{f''(a)}{2!}(x - a)^2 + \frac{f'''(a)}{3!}(x - a)^3 + \cdots + \frac{f^n(a)}{n!}(x - a)^n$$

Taylor Polynomials



The first two terms give exactly the tangent line approximation. Powers of $(x - a)$ might not seem necessary at first glance, but consider a function that is not defined at $x = 0$ and you can see the need for expanding around some other point.

The function $f(x) = \ln(x)$ is not defined for $x = 0$, but a Taylor polynomial about $x = 1$ could be found instead. The necessary derivative information is shown here:

$f(x) = \ln(x)$	$f(1) = \ln(1) = 0$
$f'(x) = \frac{1}{x}$	$f'(1) = \frac{1}{1} = 1$
$f''(x) = \frac{-1}{x^2}$	$f''(1) = \frac{-1}{1^2} = -1$
$f'''(x) = \frac{1 \cdot 2}{x^3}$	$f'''(1) = \frac{2}{1^3} = 2$
$f^{(4)}(x) = \frac{-1 \cdot 2 \cdot 3}{x^4}$	$f^{(4)}(1) = \frac{-1 \cdot 2 \cdot 3}{1^4} = -3! = -6$
⋮	⋮
⋮	⋮
$f^{(n)}(1) = (-1)^{n-1} \frac{1 \cdot 2 \cdot 3 \cdot \dots \cdot (n-1)}{1^n}$	$f^{(n)}(1) = (-1)^{n-1} \frac{1 \cdot 2 \cdot 3 \cdot \dots \cdot (n-1)}{1^n}$
⋮	$= (-1)^{n-1}(n-1)!$
⋮	⋮
⋮	⋮

The n th-degree Taylor polynomial for $f(x) = \ln(x)$ about $x = 1$ is

$$\begin{aligned}
 P_n(x) &= f(1) + f'(1)(x-1) + \frac{f''(1)}{2!}(x-1)^2 + \frac{f'''(1)}{3!}(x-1)^3 + \dots + \frac{f^{(n)}(1)}{n!}(x-1)^n \\
 &= 0 + (x-1) - \frac{1}{2!}(x-1)^2 + \frac{2}{3!}(x-1)^3 - \frac{3}{4!}(x-1)^4 + \dots + \frac{(-1)^{n-1}(n-1)!}{n!}(x-1)^n \\
 &= (x-1) - \frac{1}{2}(x-1)^2 + \frac{1}{3}(x-1)^3 - \frac{1}{4}(x-1)^4 + \dots + \frac{(-1)^{n-1}}{n}(x-1)^n
 \end{aligned}$$

For each of the functions on the following pages:

- a. Find the indicated Taylor polynomial approximations.
- b. Graph each Taylor polynomial approximation using the same viewing window, from the previous example, along with the original function. Sketch a graph in the screens provided that shows how each Taylor polynomial compares with the original function.
- c. Evaluate the original function and each Taylor polynomial approximation at $x = 3$.

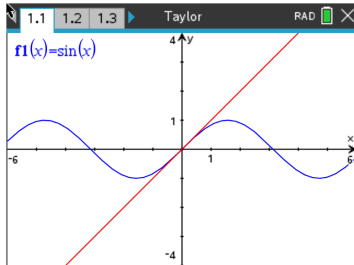
Taylor Polynomials



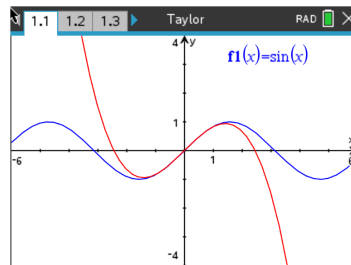
Problem 1 –

$$f(x) = \sin(x)$$

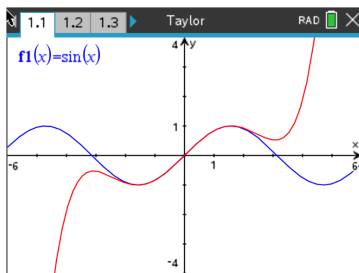
Find and graph $P_1(x), P_3(x), P_5(x), P_7(x), P_9(x),$ and $P_{11}(x)$ about $x = 0$.



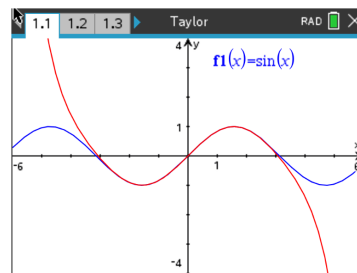
$$P_1(x) = x$$



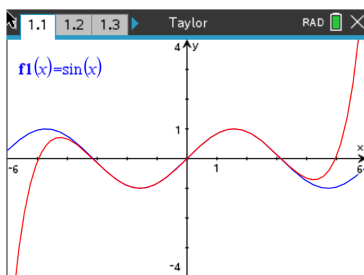
$$P_3(x) = x - \frac{x^3}{3!}$$



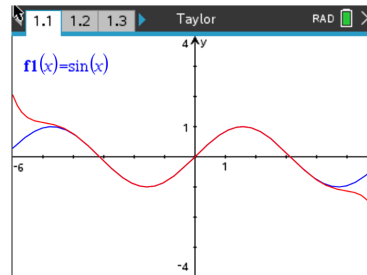
$$P_5(x) = x - \frac{x^3}{3!} + \frac{x^5}{5!}$$



$$P_7(x) = x - \frac{x^3}{3!} + \frac{x^5}{5!} - \frac{x^7}{7!}$$



$$P_9(x) = x - \frac{x^3}{3!} + \frac{x^5}{5!} - \frac{x^7}{7!} + \frac{x^9}{9!}$$



$$P_{11}(x) = x - \frac{x^3}{3!} + \frac{x^5}{5!} - \frac{x^7}{7!} + \frac{x^9}{9!} - \frac{x^{11}}{11!}$$

$$f(3) = \underline{\underline{0.1411200081}}$$

$$P_1(3) = \underline{\underline{3}}$$

$$P_3(3) = \underline{\underline{0.525}}$$

$$P_5(3) = \underline{\underline{0.1453125}}$$

$$P_3(3) = \underline{\underline{-1.5}}$$

$$P_7(3) = \underline{\underline{0.0910714286}}$$

$$P_{11}(3) = \underline{\underline{0.1408745942}}$$

Taylor Polynomials

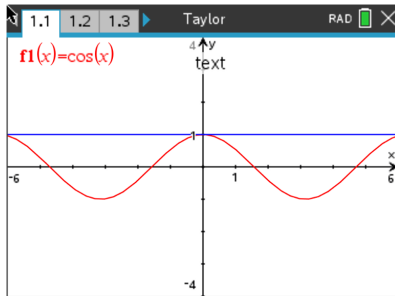


Problem 2 –

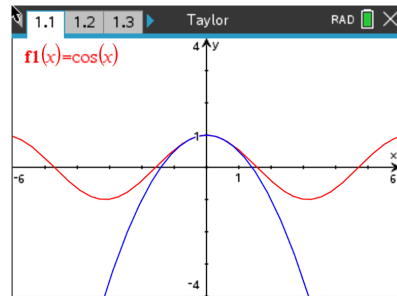
$$f(x) = \cos(x)$$

Find and graph $P_0(x)$, $P_2(x)$, $P_4(x)$, $P_6(x)$, $P_8(x)$, and $P_{10}(x)$ about $x = 0$.

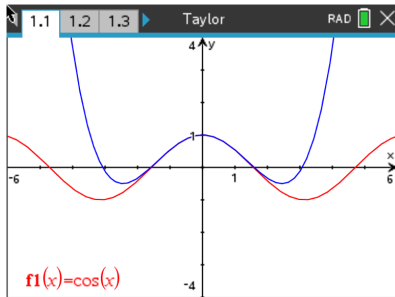
Note: $P_0(x)$ uses only the function output at $x = 0$ and will be a constant function. In other words, its graph will be a horizontal line.



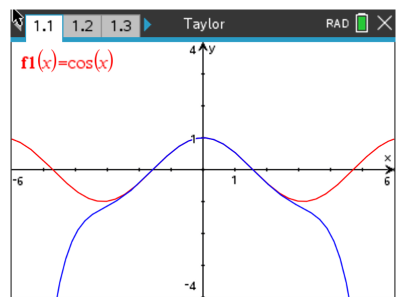
$$P_0(x) = 1$$



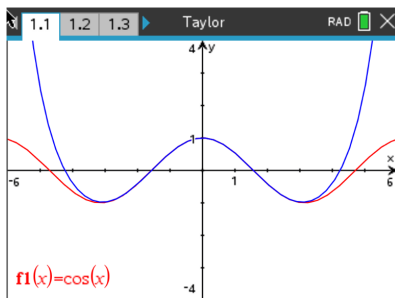
$$P_2(x) = 1 - \frac{x^2}{2!}$$



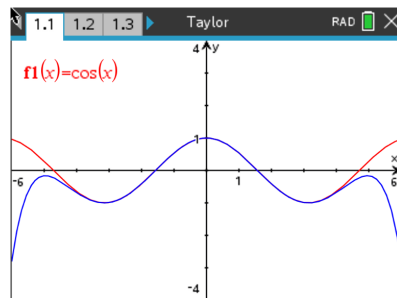
$$P_4(x) = 1 - \frac{x^2}{2!} + \frac{x^4}{4!}$$



$$P_6(x) = 1 - \frac{x^2}{2!} + \frac{x^4}{4!} - \frac{x^6}{6!}$$



$$P_8(x) = 1 - \frac{x^2}{2!} + \frac{x^4}{4!} - \frac{x^6}{6!} + \frac{x^8}{8!}$$



$$P_{10}(x) = 1 - \frac{x^2}{2!} + \frac{x^4}{4!} - \frac{x^6}{6!} + \frac{x^8}{8!} - \frac{x^{10}}{10!}$$

Taylor Polynomials



$$f(3) = \underline{\underline{-0.9899924966}}$$

$$P_0(3) = \underline{\underline{1}}$$

$$P_2(3) = \underline{\underline{-3.5}}$$

$$P_4(3) = \underline{\underline{-0.125}}$$

$$P_6(3) = \underline{\underline{-1.1375}}$$

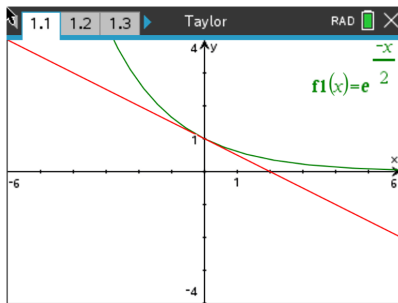
$$P_8(3) = \underline{\underline{-0.9747767857}}$$

$$P_{10}(3) = \underline{\underline{-0.991049107}}$$

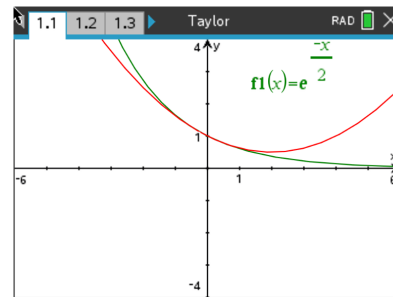
Problem 3 –

$$f(x) = e^{-x/2}$$

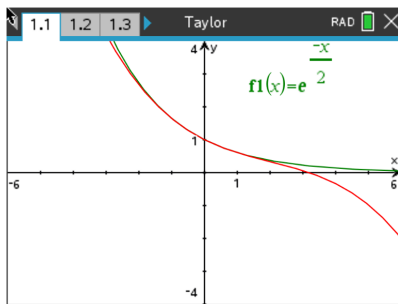
Find and graph $P_1(x)$, $P_2(x)$, $P_3(x)$, $P_4(x)$, $P_5(x)$, and $P_6(x)$ about $x = 0$.



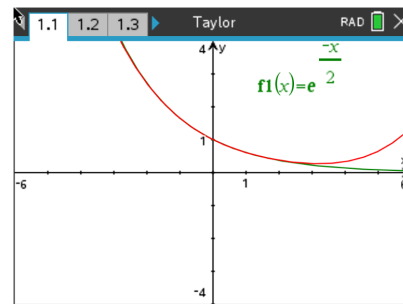
$$P_1(x) = 1 - \frac{x}{2}$$



$$P_2(x) = 1 - \frac{x}{2} + \frac{x^2}{2^2 \cdot 2!}$$

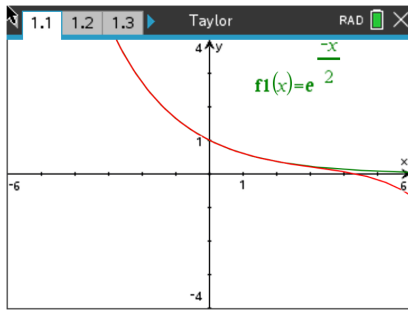


$$P_3(x) = 1 - \frac{x}{2} + \frac{x^2}{2^2 \cdot 2!} - \frac{x^3}{2^3 \cdot 3!}$$

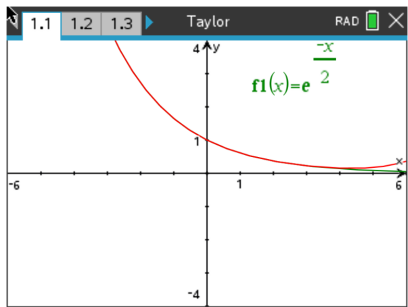


$$P_4(x) = 1 - \frac{x}{2} + \frac{x^2}{2^2 \cdot 2!} - \frac{x^3}{2^3 \cdot 3!} + \frac{x^4}{2^4 \cdot 4!}$$

Taylor Polynomials



$$P_5(x) = 1 - \frac{x}{2} + \frac{x^2}{2^2 \cdot 2!} - \frac{x^3}{2^3 \cdot 3!} + \frac{x^4}{2^4 \cdot 4!} - \frac{x^5}{2^5 \cdot 5!}$$



$$P_6(x) = 1 - \frac{x}{2} + \frac{x^2}{2^2 \cdot 2!} - \frac{x^3}{2^3 \cdot 3!} + \frac{x^4}{2^4 \cdot 4!} - \frac{x^5}{2^5 \cdot 5!} + \frac{x^6}{2^6 \cdot 6!}$$

$f(3) =$ 0.2231301601

$P_1(3) =$ -0.5

$P_2(3) =$ 0.625

$P_3(3) =$ 0.0625

$P_4(3) =$ 0.2734375

$P_5(3) =$ 0.21015625

$P_6(3) =$ 0.2259765625

Teacher Note: The Taylor polynomials for $f(x) = e^{-x/2}$ could also be obtained by substituting $-x/2$ in place of x discussed in the activity.

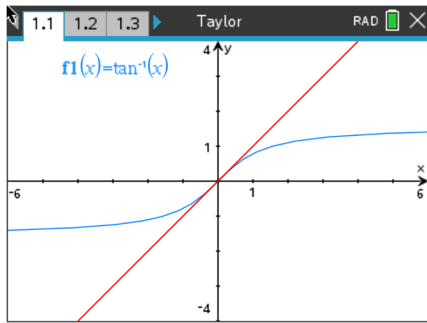
Taylor Polynomials



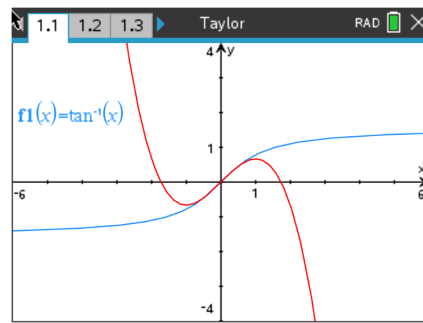
Problem 4 –

$$f(x) = \arctan(x)$$

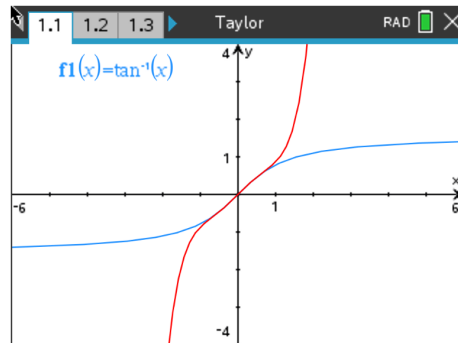
Find and graph $P_1(x)$, $P_3(x)$, and $P_5(x)$ about $x = 0$.



$$P_1(x) = x$$



$$P_3(x) = x - \frac{x^3}{3}$$



$$P_5(x) = x - \frac{x^3}{3} + \frac{x^5}{5}$$

$$f(3) = \underline{1.249045772}$$

$$P_1(3) = \underline{3}$$

$$P_3(3) = \underline{-6}$$

$$P_5(3) = \underline{42.6}$$

Teacher's Note: The Taylor series for $\arctan(x)$ is very slow in converging.

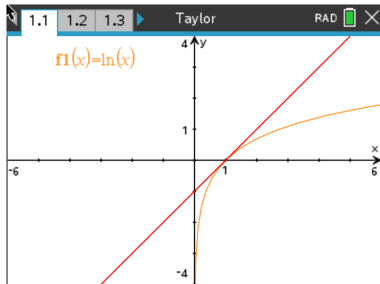
Taylor Polynomials



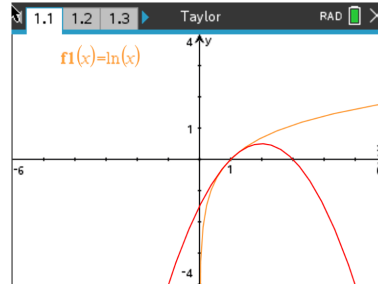
Problem 5 –

$$f(x) = \ln(x)$$

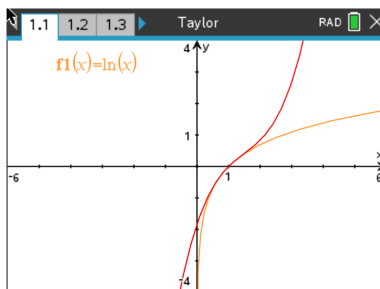
Find and graph $P_1(x)$, $P_2(x)$, $P_3(x)$, $P_4(x)$, $P_5(x)$, and $P_6(x)$ about $x = 1$.



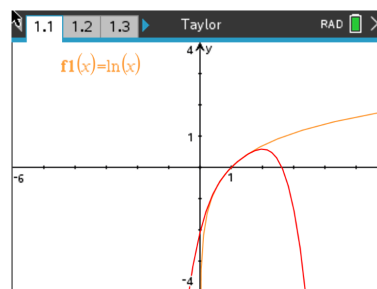
$$P_1(x) = x - 1$$



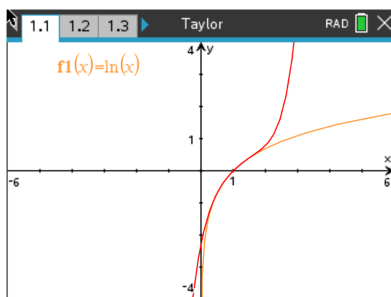
$$P_2(x) = (x - 1) - \frac{(x - 1)^2}{2}$$



$$P_3(x) = (x - 1) - \frac{(x - 1)^2}{2} + \frac{(x - 1)^3}{3}$$



$$P_4(x) = (x - 1) - \frac{(x - 1)^2}{2} + \frac{(x - 1)^3}{3} - \frac{(x - 1)^4}{4}$$

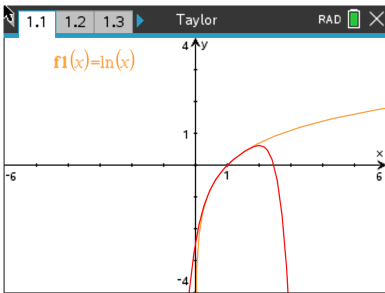


$$P_5(x) = (x - 1) - \frac{(x - 1)^2}{2} + \frac{(x - 1)^3}{3} - \frac{(x - 1)^4}{4} + \frac{(x - 1)^5}{5}$$

Taylor Polynomials



MATH NSPIRED



$$P_6(x) = (x-1) - \frac{(x-1)^2}{2} + \frac{(x-1)^3}{3} - \frac{(x-1)^4}{4} + \frac{(x-1)^5}{5} - \frac{(x-1)^6}{6}$$

$f(3) =$ 1.098612289

$P_1(3) =$ 2

$P_2(3) =$ 0

$P_3(3) =$ 2.666666667

$P_4(3) =$ -1.333333333

$P_5(3) =$ 5.066666667

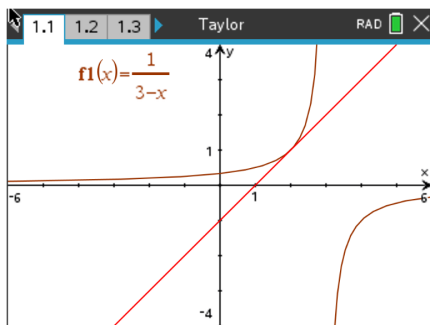
$P_6(3) =$ -5.6

Teacher Tip: The value $x = 3$ lies just outside the interval of convergence for these Taylor polynomials for $f(x) = \ln(x)$ (the interval of convergence is $0 < x \leq 2$). You could compare the numerical results obtained for approximating another value of x that lies within this interval of convergence (such as $x = 3/2$).

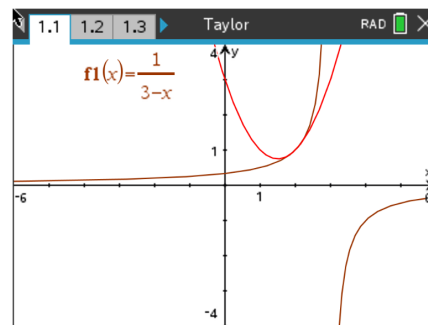
Problem 6 –

$$f(x) = \frac{1}{3-x}$$

Find and graph $P_1(x)$, $P_2(x)$, $P_3(x)$, $P_4(x)$, $P_5(x)$, and $P_6(x)$ about $x = 2$.



$P_1(x) = 1 + (x - 2)$

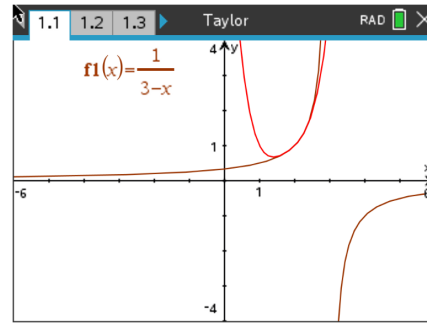
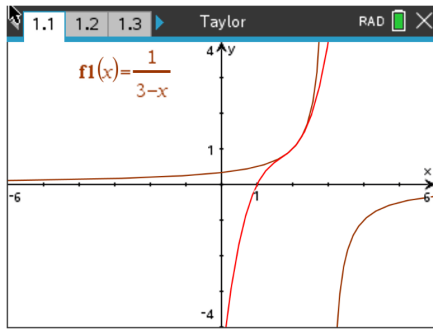


$P_2(x) = 1 + (x - 2) + (x - 2)^2$

Taylor Polynomials

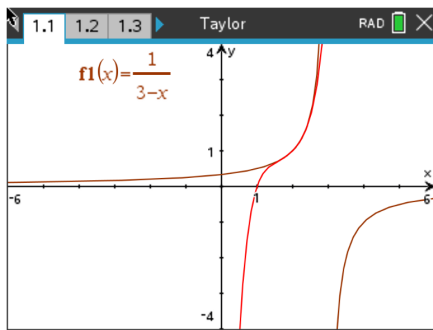


MATH NSPIRED   

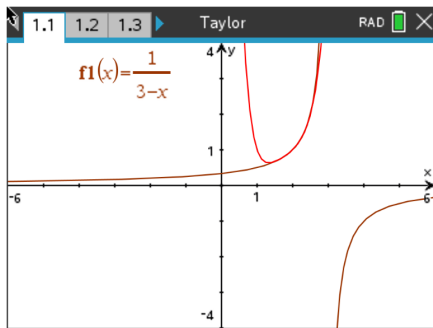


$$P_3(x) = 1 + (x - 2) + (x - 2)^2 + (x - 2)^3$$

$$P_4(x) = 1 + (x - 2) + (x - 2)^2 + (x - 2)^3 + (x - 2)^4$$



$$P_5(x) = 1 + (x - 2) + (x - 2)^2 + (x - 2)^3 + (x - 2)^4 + (x - 2)^5$$



$$P_6(x) = 1 + (x - 2) + (x - 2)^2 + (x - 2)^3 + (x - 2)^4 + (x - 2)^5 + (x - 2)^6$$

$f(3) =$ undefined

$P_1(3) =$ 2

$P_2(3) =$ 3

$P_3(3) =$ 4

$P_4(3) =$ 5

$P_5(3) =$ 6

$P_6(3) =$ 7

Taylor Polynomials



Teacher Tip: The value $x = 3$ lies just outside the interval of convergence for these Taylor polynomials for $f(x) = 1/(x - 3)$ (the interval of convergence is $1 < x < 3$). You could compare the numerical results obtained for approximating another value of x that lies within this interval of convergence (such as $x = 3/2$). Indeed, it does not make sense to use these Taylor polynomials to approximate the value of a function not even defined at $x = 3$. Also, the Taylor polynomial for $f(x) = 1/(x - 3)$ represent a sequence of geometric sums and can be used to make connections with geometric series. The interval of convergence for these Taylor polynomials corresponds exactly to the values of x for which the corresponding geometric series converges.

***Note: This activity has been developed independently by Texas Instruments and aligned with the IB Mathematics curriculum, but is not endorsed by IB™. IB is a registered trademark owned by the International Baccalaureate Organization.*