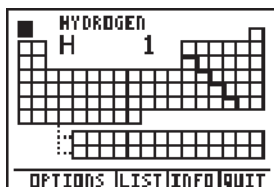


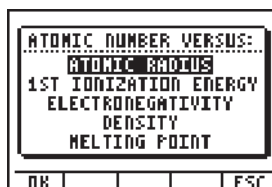
Periodic Table App

TI-84 Plus

This App provides students with a graphical representation of the elements of the Periodic Table. Information includes 15 properties and facts about the 109 known elements. Explore graphs of the periodic nature of the elements.




1
Press [APPS] and choose Periodic using the \uparrow \downarrow keys and then press [ENTER].



5
Highlight ATOMIC RADIUS and press [ENTER].

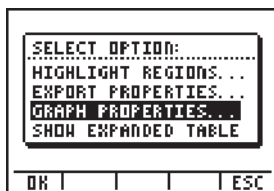


2
Use \leftarrow \rightarrow \uparrow \downarrow to find a specified element and press [ENTER]. Examine and explore 15 properties of the specified element.



6
Using \leftarrow \rightarrow , explore how atomic radius relates to each element (notice the element symbol changing in one of the "soft keys"). This graph is patterned to show distinct regions; in this case, which elements occupy the lower points of each region.

3
Press [TRACE] [TBL] to return to the main Periodic Table screen. (Y=, [WINDOW], [ZOOM], [TRACE], and [GRAPH] refer to the "soft keys" displayed on the screen.)



4
Press [WINDOW] [OPTIONS]. Highlight GRAPH PROPERTIES and press [ENTER].

7
When ready to leave the Periodic Table App, press [TRACE] [TBL] to return to the Periodic Table main screen. Then press [GRAPH] [QUIT].

This is a small sample of what the Periodic Table App can do. Explore further!