



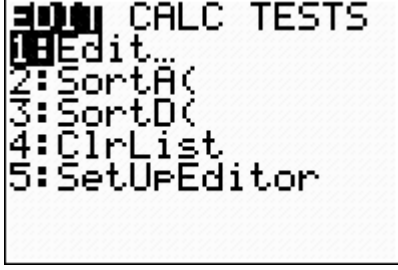

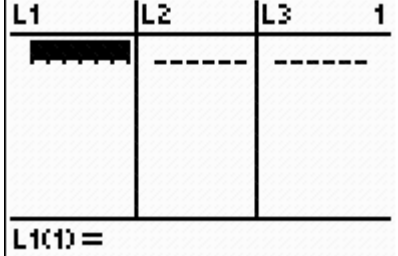



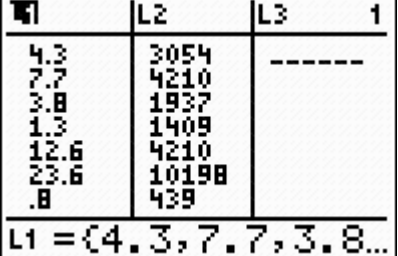


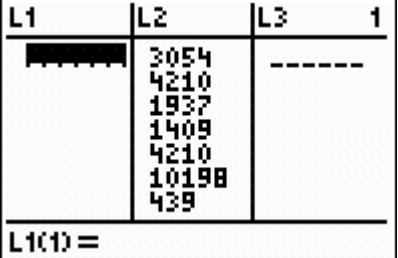


Technology Skill: Making a List

Input a list of data:

<p>Button</p> <p>  </p>	<p>Screen</p>	<p>Takes you back to the calculation screen and clears it.</p>
<p></p>		<p>Stat edit screen</p>
<p></p>		<p>Lists to enter data into.</p>

Clear a list:

<p>Button</p> <p>  </p>	<p>Screen</p> 	<p>Go into lists and arrow up until your list is highlighted.</p>
<p> </p>		<p>Hit clear and enter and the list will be cleared.</p> <p>*It is important not to hit delete as that will delete the entire list including the name.</p>