
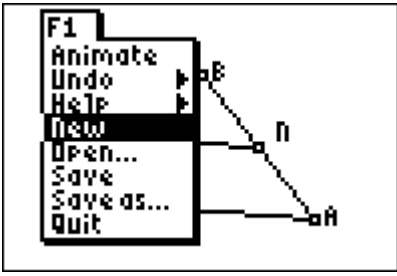

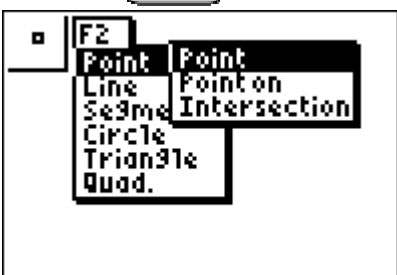
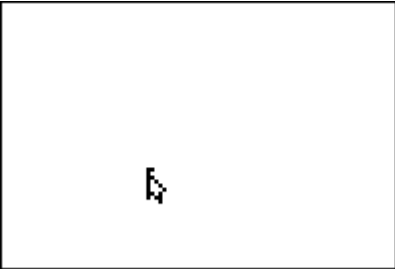





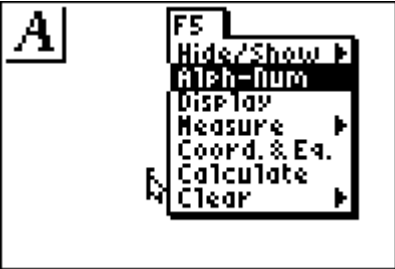

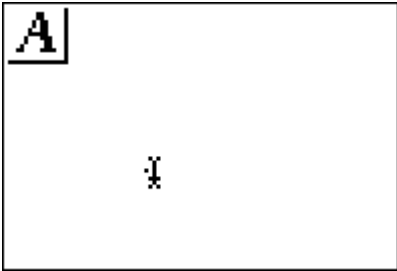






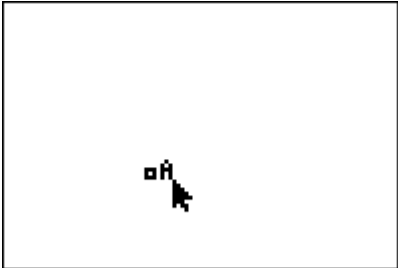


Selecting and dragging an object with Cabri Jr.

<p><b>APPS</b></p> <p><b>APPLICATIONS</b></p> <p>1: Finance...                  2: ALG1CH5                  3: ALG1PRT1                  4: AreaForm                  5: Cabri Jr                  6: Conics                  7: Ct19Help</p> <p>ENTER</p>	<p><b>Cabri Junior</b></p>  <p>@ CabriLog                  2.00 www.cabri.com</p> <p>ENTER</p>
<p>Y=    ▾    ▾    ▾</p> <p><b>F1</b></p> <p>Animate                  Undo                  Help  <b>New</b>                  Open...                  Save                  Save as...                  Quit</p>  <p>ENTER</p>	<p>We have created a new work space</p> 
<p><b>WINDOW</b>    ▸</p> <p><b>F2</b></p> <p>Point    Point                  Line    Point on                  Segme    Intersection                  Circle                  Trian3le                  Quad.</p> <p>ENTER</p>	<p>Move the cursor to any location</p>  <p>Press    ENTER    CLEAR</p>

	<p>What you see is your pointer displayed as a “hollow” arrow. This indicates a selected object.</p> <p>You will also see that the point is “active”.</p> <p>Move the cursor off the point until it is a solid arrow and then move it back to select the object again.</p>
---	--

<p>Once an object is selected you can move it by pressing </p> 	<p>As you can see the cursor is now a closed hand. Move the cursor and you will see how to drag a point.</p> <p>After this press </p>
---	--

<p>Now we can label the point.</p> <p> </p> 	<p></p>  <p>Note the cursor is again in a new form.</p> <p>Press  to open a text box.</p>
---	--

 <p>Now Press  (A)</p>	<p>The point is now labeled A and the label is attached to the Point.</p>  
<p>Move the cursor and select the point. Press  and watch the point and the label move on your screen.</p>	

Selecting and moving any object is done in the same manner.

Draw a line, a segment, a triangle and then select and drag each object.