



Math Objectives

For positive values of x , students will identify the following behaviors of exponential and power functions:

- For large ($x > a$) x -values, exponential functions of the form $y = a^x$ grow faster than power functions of the form $y = x^a$.
- For particular x -values, power and exponential functions can be equivalent.
- On certain intervals, power functions can have greater value than exponential functions.

Vocabulary

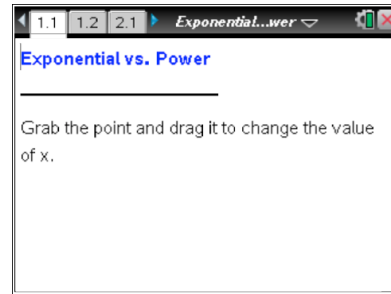
- exponential function
- power function
- exponent
- base

About the Lesson

- This lesson involves comparing rates of growth between the exponential function $f(x) = a^x$ and the power function $g(x) = x^a$ for positive x -values.
- As a result, students will:
 - Compare the discrete value of these functions for $a = 2, 3, 4,$ and 5 as x moves along a number line from 1 to 5 .
 - Compare the graphs of the functions for $a = 2, 3, 4,$ and 5 as x moves along the x -axis.

TI-Nspire™ Navigator™ System

- Use Quick Poll to assess students' understanding throughout the activity.
- Use Live Presenter for student demonstrations.
- Use Screen Capture to examine patterns that emerge.
- Use Teacher Software to review student documents.



TI-Nspire™ Technology Skills:

- Download a TI-Nspire document
- Open a document
- Move between pages
- Grab and drag a point
- Use a minimized slider

Tech Tips:

- Make sure the font size on your TI-Nspire handheld is set to Medium.
- You can hide the entry line by pressing **ctrl** **G**.

Lesson Materials:

Student Activity

Exponential_vs_Power_Student.pdf

Exponential_vs_Power_Student.doc


TI-Nspire document

Exponential_vs_Power.tns

Visit www.mathnspired.com for lesson updates and tech tip videos.



Discussion Points and Possible Answers

Tech Tip: If students experience difficulty dragging a point, check to make sure that they have moved the cursor until it becomes a hand (☞) getting ready to grab the point. Then press **ctrl**  to grab the point and close the hand (☞).

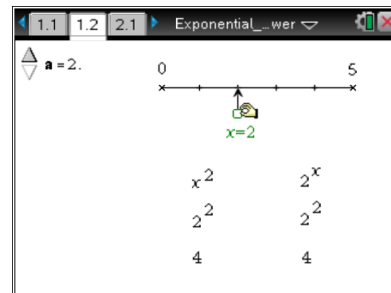
TI-Nspire Navigator Opportunity: Live Presenter

See Note 1 at the end of this lesson.

Teacher Tip: Since there is some intentional mathematical ambiguity in question 1, consider working through it as a class.

Move to page 1.2.

- Compare the functions $f(x) = a^x$ and $g(x) = x^a$ when $a = 2$ by dragging point x along the number line.
 - As x increases, which function appears to grow faster?



Sample answer: It is difficult to tell for these values alone. There are times when the power function is greater, when the exponential function is greater, and even when they are equal.

- For what x -values, if any, are the functions 2^x and x^2 equal?

Answer: They are equal for $x = 2$ and $x = 4$.

- Explore several different a -values using Δ and ∇ . As you do so, continue to drag point x along the number line.
 - As x increases, does the exponential function or the power function appear to grow faster?

Answer: Regardless of the base, students should see that sometimes the power function is greater, and sometimes the exponential function is greater.



- b. For what x -values, if any, are the functions equal? Summarize your results in the table below.

Answer:

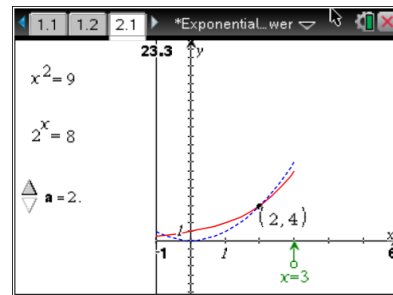
Base	x -values
2	2, 4
3	3
4	2, 4
5	5

TI-Nspire Navigator Opportunity: Screen Capture

See Note 2 at the end of this lesson.

Move to page 2.1.

3. Drag the point x on the arrow to the right to produce two graphs, one solid and one dashed.
- Identify which graph represents the exponential function $f(x) = 2^x$ and which graph represents the power function $g(x) = x^2$. Justify your answer.



Answer: The solid graph represents $f(x) = 2^x$ and the dashed is $g(x) = x^2$. Students should notice that $x^2 > 2^x$ between $x = 2$ and $x = 4$. Likewise, when $x > 4$, $x^2 < 2^x$.

- As x increases, does the exponential function or the power function appear to grow faster?

Sample answer: As x grows larger, sometimes the power function is greater and sometimes the exponential function is greater.

- For what x -values, if any, are the functions equal?

Answer: The functions are equal at $x = 2$ and $x = 4$.



- d. Are there any other x -values for which the two functions are equal?

Sample answer: Students should notice that there will not be another positive value where the functions intersect, but some might notice that the functions intersect for a negative x -value.

TI-Nspire Navigator Opportunity: *Live Presenter, Quick Poll (Open Response), and Screen Capture*

See Note 3 at the end of this lesson.

Teacher Tip: Students should share their conjectures as a class and decide if there is a negative x -value for which the two functions are equal.

Teacher Tip: For larger base values, the negative x -values may be more difficult to see. This can elicit discussion as to what occurs when x is negative in each function.

4. Explore several different a -values using Δ and ∇ . As you do so, continue to drag point x along the number line.
- a. Complete the table below for $x > 0$.

Answers:

a	Interval(s) where $a^x < x^a$	Interval(s) where $a^x > x^a$
2	$2 < x < 4$ or $(2, 4)$	$0 < x < 2, x > 4$ or $(0, 2) \cup (4, \infty)$
3	$2.48 < x < 3$ or $(2.48, 3)$	$0 < x < 2.48, x > 3$ or $(0, 2.48) \cup (3, \infty)$
4	$2 < x < 4$ or $(2, 4)$	$0 < x < 2, x > 4$ or $(0, 2) \cup (4, \infty)$
5	$1.76 < x < 5$ or $(1.76, 5)$	$0 < x < 1.76, x > 5$ or $(0, 1.76) \cup (5, \infty)$

Teacher Tip: For values of $a > 2$, it may be difficult for students to determine the answers. Students may have to move the x value slowly in order to watch the values on the left.

- b. In general, for large values of x , which increases faster: an exponential function or a power function?

Answer: An exponential function increases faster for larger x -values.



Teacher Tip: Students should share their conjectures as a class and discuss, as a class, that for even a -values there will be another intersection point, but for odd a -values there are none due to the shapes of the graphs.

Teacher Tip: You may want to discuss with your students that in the case of exponential functions of the form a^x , large x -values need only be greater than a . That is, once $x > a$ you have $a^x > x^a$. For example, 4 is a large number for $f(x) = 2^x$ but not for $g(x) = 5^x$.

TI-Nspire Navigator Opportunity: Quick Polls (Open Response) and Screen Capture
See Note 4 at the end of this lesson.

5. You plan to invest money for x number of years. You get to choose whether your interest is calculated using the function $f(x) = 4^x$ or $g(x) = x^4$. Which would you choose and why?

Sample answers: Students should answer that if the money will be invested between 0 and 2 years then $f(x) = 4^x$ would be better. If the money is invested for exactly 2 years, both functions are equally good. If the money will be invested between 2 and 4 years, then $g(x) = x^4$ would be better. If the money is invested for exactly 4 years, both functions are equally good. If the money will be invested for more than 4 years, then $f(x) = 4^x$ is best.

Wrap Up

Upon completion of the discussion, the teacher should ensure that students understand:

- Exponential functions grow faster than power functions for large x -values.
- Power and exponential functions can be equal for particular x -values.
- Power functions can actually be greater than exponential functions on some intervals.

Assessment

Question 5 could be used as an assessment item.

TI-Nspire Navigator

Note 1

Start of Lesson, Live Presenter: *Live Presenter* can be used to have a student or the teacher demonstrate how to drag and move the point x along the number line.



Note 2

Question 2b Screen Capture: Take a *Screen Capture* of page 1.2 where students are on different a -values. As a class, discuss the various cases that occur.

Note 3

Question 3 Live Presenter, Quick Poll (Open Response), and Screen Capture: *Live Presenter* can be used to show students how to grab and drag the point x as well as to identify which graph is the exponential function and which graph is the power function.

Send an *Open Response Quick Poll*, asking students to submit their answers to questions 3c and 3d.

If students have difficulty identifying where the functions are equal, take a *Screen Capture* of page 2.1. As a class, discuss the x -coordinates of the points of intersection indicate when the functions are equal.

Note 4

Question 5 Quick Polls (Open Response) and Screen Capture: Send an *Open Response Quick Poll*, asking students to submit their answer to question 5.

Take a *Screen Capture* of page 2.1. As a class, have students justify their answer.