


Math By Hand Concept App

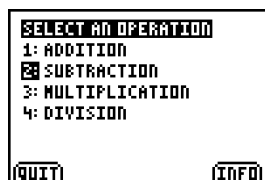
For the TI-73 Explorer™



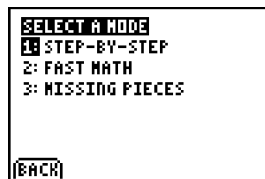
This App helps students build number sense skills and gain confidence at math by hand. Review how to perform algorithms for the four basic operations (Addition, Subtraction, Multiplication, and Division). A step-by-step mode emphasizes place value in the base-ten system for each algorithm. Fast mode helps student learn and review and, through the Missing Pieces game, test how well they understand the concepts. This App was programmed by Andreas Ess and Clement Vasseur.



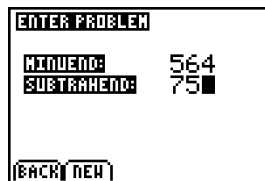
1
Turn on the handheld and press APPS. Select MathHand by pressing the number listed next to the App name or by scrolling to highlight the App name and pressing [ENTER]. Press any key to move through the opening screens to reach the SELECT AN OPERATION Screen.



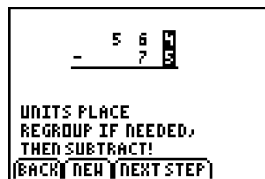
2
On the SELECT AN OPERATION screen, choose 2:SUBTRACTION for this example. There are soft keys shown on the screen (in this case, QUIT and INFO). To activate these options, press the graphing key just below the selected choice (for example, press [Y=] to activate the QUIT option).



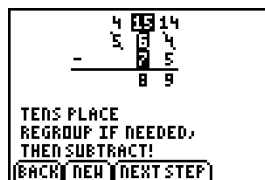
3
In the SELECT A MODE screen, choose 1:STEP-BY-STEP.



4
Enter 564 – 75. Use the subtraction key or press [ENTER].



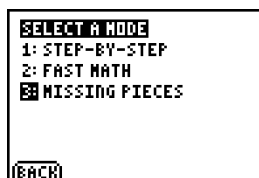
5
Choose NEXT STEP. Review the changes required.



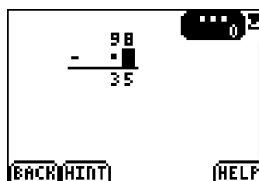
6
Choose NEXT STEP again. Continue choosing NEXT STEP to follow the process through to the correct regrouping.



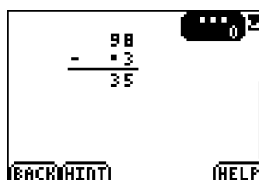
7
Press BACK to return to the MODE screen and choose another example.



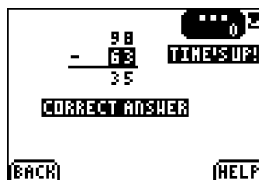
8
At the SELECT A MODE screen, choose 3:MISSING PIECES. Since the subtraction mode is still selected, this game will offer subtraction questions.



9
A question with a blank appears on the screen. Review the question to determine the number needed to make the algorithm correct. Select the correct numbers using the number and arrow keys. The HINT option provides clues to the answer; the HELP option provides game instructions; and the BACK button returns the program to the MODE screen.



10
This is a timed game. Input a response within the time limit by pressing [ENTER] and see if it is correct.



11
If an answer is incorrect, the correct answer is displayed on the screen. The game is over after three questions missed. The score and the high score are displayed. To leave the App, press [2nd] [QUIT] until the handheld shows the Home Screen.