

Teacher Notes



Elements of Allusion

Activity 1 Exploring Allusion

Activity at a Glance

- ◆ **Subject:** English
- ◆ **Subject Area:** English/Language Arts
- ◆ **Category:** Literary Devices
- ◆ **Topic:** Allusion
- ◆ **Grade Level:** 10-12
- ◆ **Prerequisites:** None
- ◆ **Total Teaching Time:** 60 minutes

Materials

- ◆ Voyage™ 200 Personal Learning Tool (PLT), TI-92 Plus, or TI-83 Plus
- ◆ **Elements of Allusion** edc resource file: Beep Beep Poem, Directions, and Allusion 1-4 files
- ◆ TI-GRAPH LINK™ Cable, TI-Navigator™, or USB Cable
- ◆ TI External Keyboard (optional)

Activity Overview

In this exploratory activity, students will learn the term *allusion*. Students will read a poem and write a brief response to it prior to discussing the allusions. The teacher will explain one allusion in Nikki Giovanni's "The Beep Beep Poem" and examine the effects it has on that teacher as well as effects it might have on others. The class will discuss other effects of the sample allusion. They will then identify their examples of allusion and speculate as to their effect. The class will discuss the students' answers and how the allusions affect them.

Tip

By writing a brief response before specifically analyzing the poem for allusions, students will see whether or not they are already attuned to the use of allusions, and whether these allusions speak to them. By then identifying, explaining, and discussing the allusions, students will gain an appreciation for their value whether or not they noticed them in their original response.

Directions

Before the Activity Begins

Define for students the word allusion (a direct or indirect reference to a person, place, event, and so forth, that an audience will likely recognize and which adds

an emotional charge to writing.) Go over lesson objectives. Send the **Exploring Allusion** files (**Beep Beep Poem**, **Directions**, and **Allusion 1-4**) to the students using the TI-Navigator™, TI-GRAPH LINK™ cable, or USB cable from your PC to the students' devices.

During the Activity

Share the "Beep Beep Poem," by Nikki Giovanni, available in *Nikki Giovanni in the Classroom*, by Carol Jago, aloud with students. Students can open the file **Beep Beep Poem** and read along as you read. Have students free-write for ten minutes about their reactions to the poem. Provide opportunities for students to share their reactions, then identify one allusion in the excerpt (see **Think Aloud** below) and discuss the various reactions to that allusion your students have. Ask students to find other allusions in the excerpt, examining the effects those allusions have on them as they read. Have them write about whether their reactions to the poem are significantly affected by the poet's use of allusion, and explain why or why not.

Excerpt from "The Beep Beep Poem," by Nikki Giovanni:

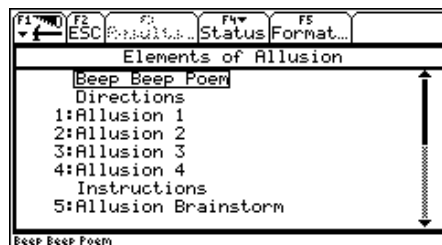
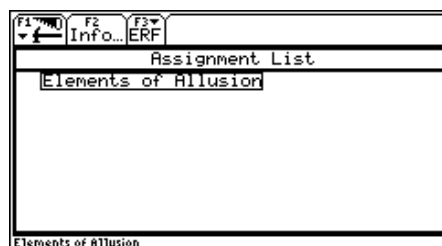

I should write a poem
but there's almost nothing
that hasn't been said
beautifully, ugly, blandly
excitingly
 stay in school
 make love not war
 death to all tyrants
 where have all the flowers gone
and they don't understand at kent state
the troopers will shoot . . . again

Think Aloud: In this stanza, Giovanni uses allusion to various catchphrases of the 60s/70s peace movements. The line "make love not war" is a familiar phrase, conjuring images of that time (from movie or television depictions or from real life) of people chanting while staging sit-ins and other forms of nonviolent protest. The phrase recalls a specific time period, which brings along with it feelings associated with that time, including anti-war sentiments and the "free love" mentality of many in that era. Since Giovanni introduces this set of lines with the opening that everything has been said before, it could be that by recalling significant phrases from a few decades ago, she emphasizes her point.

Use the following instructions to access and use the **Elements of Allusion** files on devices. The action steps are the actions students need to perform to obtain the files and use the exercises on their devices. Additional information for the teacher appears in shaded boxes.

Voyage™ 200 PLT (or TI-92 Plus)

1. Turn on the device and press **Apps**. Highlight the **Player** Application using .
2. Press **ENTER**. The Assignment List is displayed. Use to highlight the **Elements of Allusion** file if more than one assignment is in the list.
3. Press **ENTER**. Enter your ID to sign in.
4. Press **ENTER**. The files that comprise this assignment are listed. Use to scroll through the list.
Highlight the **Beep Beep Poem** item.



5. Press **ENTER** to open the file. Use to scroll through the text.

Students can use this file to follow along while the poem excerpt is read aloud, if desired.

6. To close this file (or any other file), press **F2: ESC**. This redisplay the Item List for the assessment. The student instructions for the activity are in the **Directions** file that appears under the **Beep Beep Poem** file in the list.

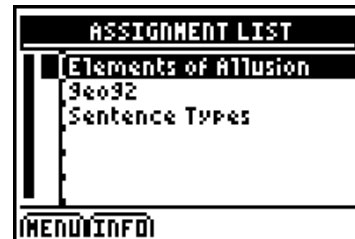
- To access the next file in the Item Menu list from an open file, press **F4: Next**. For example, to open the **Directions** file with the **Beep Beep Poem** file opened, press **F4: Next**.

TI-83 Plus

- Turn on the device and press **Apps** to display this screen. Select the **Player** Application by highlighting the number next to it using \uparrow \downarrow . Press **ENTER**.



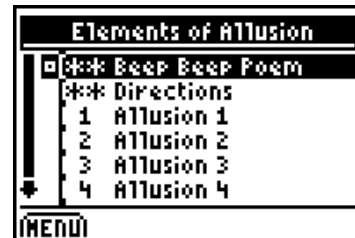
- Press **ENTER** to move past the title screen. The **Assignment List** is displayed. Use \uparrow \downarrow to highlight the **Elements of Allusion** file, then press **ENTER**.



- Enter your ID to sign in.

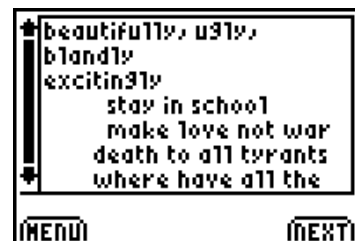


- Press **ENTER**. The first item in the list is the **Beep Beep Poem**. Highlight this option.



- Press **ENTER** to open it. Use \uparrow \downarrow to scroll through the text.

Students can use this file to follow along while the poem excerpt is read aloud, if desired.



- To close this file and return to the Item List, press **MENU**. Either highlight or press the number for the Item List option on the menu. The student instructions for the activity are in the **Directions** file that appears under the **Beep Beep Poem** file in the list.

7. To access the next file in the Item Menu list from an open file, press **NEXT**. For example, to open the **Directions** file with the **Beep Beep Poem** file opened, press **NEXT**.

After the Activity

Have students share their responses. Discuss the effects of allusion.