Symbolic Math Guide App

TI-89 Titanium

Voyage™ 200

This App helps students learn and practice problem-solving strategies by providing transformations for various types of computational problems, from Algebra and Precalculus to Calculus. Simplify expressions solving equations, compute derivatives, and more.

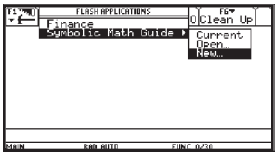

1

Press APPS, 1:FlashApps, and select Symbolic Math Guide and New.

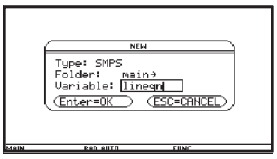

2

To enter a new problem set, move the cursor to the Variable field, type the name of the new problem set (for this example, lineqn), and press ENTER twice.

3

To enter a new problem, press F2 1:New Problem.



4

To select the linear equation problem type, press F2 1:Linear Eqn.

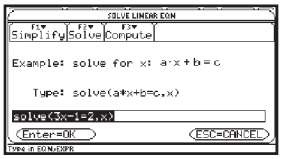

5

Enter a linear equation problem and press ENTER. For this example, enter Solve (F2) (3x-1=2,x).

6

Press and select the appropriate transformation. (The list of transformations displayed depends on the type of problem.) For this example, select 1:Add ? to each side by pressing ENTER.

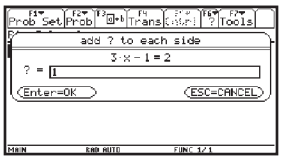

7

Enter a value in the transformation dialog box. For this example, enter 1. Press ENTER.

8

Press ENTER to perform the transformation.

9

To simplify the arithmetic, press ENTER

10

Perform any subsequent steps as required and verify the solution.