

Logging In to the Navigator System

1. Press the



key to display this list:



****Note:** The APPS list is alphabetical (except for "Finance!").

```
APPLICATIONS
0: Finance...
1: ALG1CH5
2: ALG1PRT1
3: AreaForm
4: CBL/CBR
5: CabriJr
6: ↓CellSheet
```

2. Press



and then the



key to get to NavNet:



```
APPLICATIONS
: NavNet
: NoteFlto
: OrganEsp
: OrganFra
: Organize
: Perioden
: ↓Periodic
```

OR

just
arrow
down



THEN PRESS



You ***SHOULD*** be here



3. Press ***ANY*** key, then login with....

USERNAME:

FIRST **3** LETTERS OF YOUR FIRS

PASSWORD:

AAA

***IF someone has the sameexact first name,
try again using the next letter also (NO spaces).**

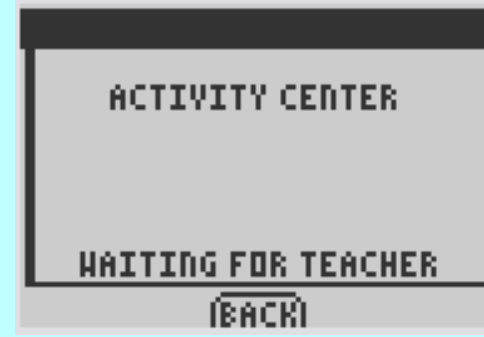
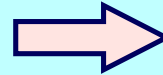
4. If you are at this screen...WAIT!
(or help a neighbor if they are having troubles)




This Page has extra screen shots of Navigator.



#1 Leads to this screen



#2 Leads to this screen



#3 Leads to this screen

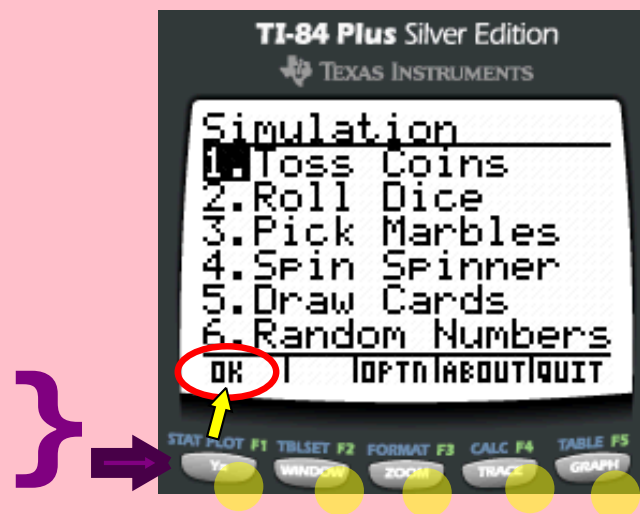


<enter> leads to this screen



"Soft keys" A.K.A. "Tab keys"

SOFT KEYS are the very top row of keys under the viewscreen, that sometimes assume different roles instead of just for what is printed on the actual button.



Here, in the APP Probability Simulation....

- Y= → OK
- WINDOW → *no value*
- ZOOM → OPTN "options"
- TRACE → ABOUT
- GRAPH → QUIT