






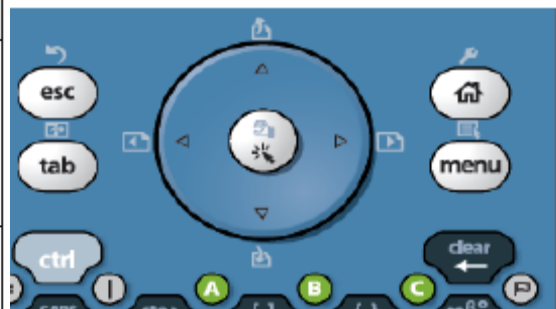









Tech Tip Sheet

Key Name	Function
 Click Key	Selects an object on the screen.  +  grabs an object on the screen.
Nav Pad	Press the arrow keys to move the cursor/pointer.
 Escape Key	Removes menus or dialog boxes from the screen.
 Tab Key	Moves to the next entry field.
 Home Key	Displays the home menu.
 Menu Key	Displays application or context menu.



Finding a Regression Equation

- Open a Calculator page
- Press  followed by either : Statistics in TI-Nspire or : Statistics in TI-Nspire CAS.
Next, press : Stat Calculations and : **Quadratic Regression**
- Complete the dialog box
- Press  to select OK and press .

