

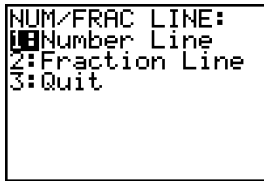
Number Line App

For the TI-73 Explorer™

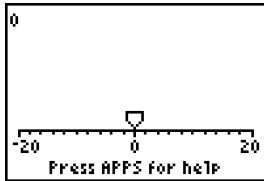


Addition and Subtraction

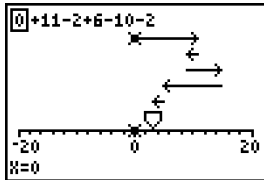
The Number Line App for the TI-73 Explorer provides a dynamic, visual representation of a number line, helping student build skills in comparing numbers in a wide variety of forms (decimal, fractional, and percentage). Add and subtract integers with vector and arithmetic updates of the expression.



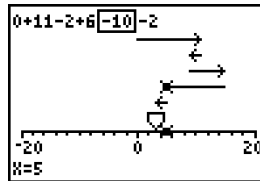
1
Press [APPS]. Choose *NUMLINE*. Press any key to access the Number Line main menu.



2
Press 1: *Number Line*. View how the addition or subtraction of two or more integers may be represented on the number line.



3
Key in the following expression:
 $0 + 11 - 2 + 6 - 10 - 2$. Press [ENTER].



4
Use the cursor keys to trace through the operations performed on the expression. Notice each step is highlighted as the cursor moves through the line.

5
To exit the Number Line App, press [2nd] [QUIT]. Choose 3: *QUIT*.

This is a short example of what the Number Line App can do. Explore further! Download the manual from the TI website, education.ti.com