Teachers Teaching with Technology™
Professional Development from Texas Instruments

New Resources for CS Using TI-Nspire™ CX Technology

education.ti.com/webinars

Texas Instruments

Host

Stacy Thibodeaux

T3™ National Instructor

Southside High School, Youngsville, LA

@stacythib

Presenter

Becky Byer

T3™ Regional Instructor

High School Mathematics and Computer Science Teacher

Casper, Wy

@bb31415

Presenter

Becky Underwood

T3™ Regional Instructor

Retired High School Mathematics and Computer Science teacher

Casper, WY

@u23Becky

Agenda

- **Welcome & Introductions**

- **Show Computer Python Resources**
- **Discuss the format and rationale for the different activities**
- **Walk through a few activities**

- **Webinar Drawing**

AP® is a trademark registered by the College Board, which is not affiliated with, and does not endorse, TI products. Policies subject to change. Visit www.collegeboard.org.

Expected Outcomes

I can locate the Python Computer Science Documents on the education.ti.com website.

I can locate and download an activity to be used to teach my students a particular Python concept.

I can find activities to be used to teach my students Python concepts using on the TI Nspire handheld, the TI Turtle module, the TI Innovator Hub, and the TI Rover.

I understand how each of the Python Computer Science documents are set up and can be used to teach my students Python.

I have explored a few python activities

WebEx Chat & Poll Features

- Use the chat window to send general messages.
- Open the chat window with the messaging icon at the bottom of your screen
- Send to chats “everyone”. Please feel free to ask questions during the presentation!
- The Q&A and chat windows are located on the right side of your screen.
- Later, we will use the poll feature, also found on the lower right side of your screen.

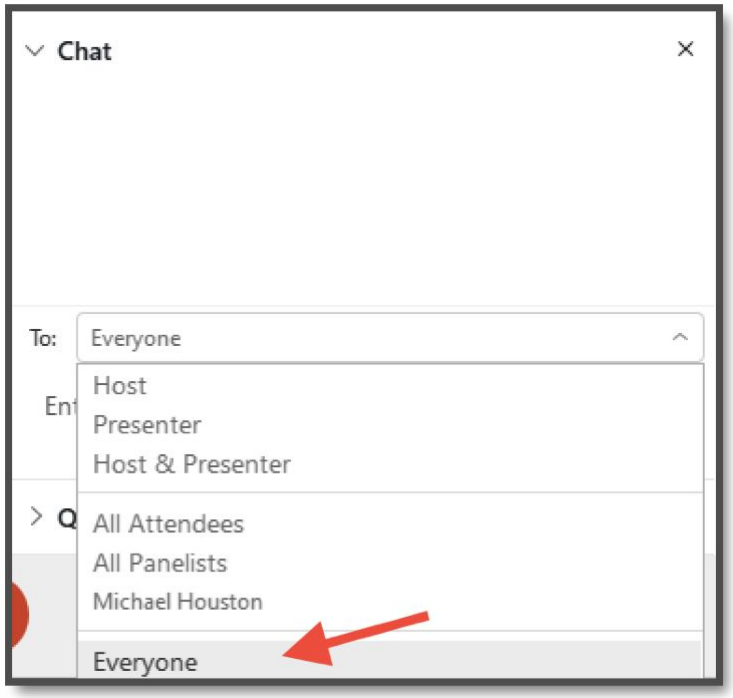

Share What You're Learning Today

@TICalculators

#T3Learns

Website: education.ti.com

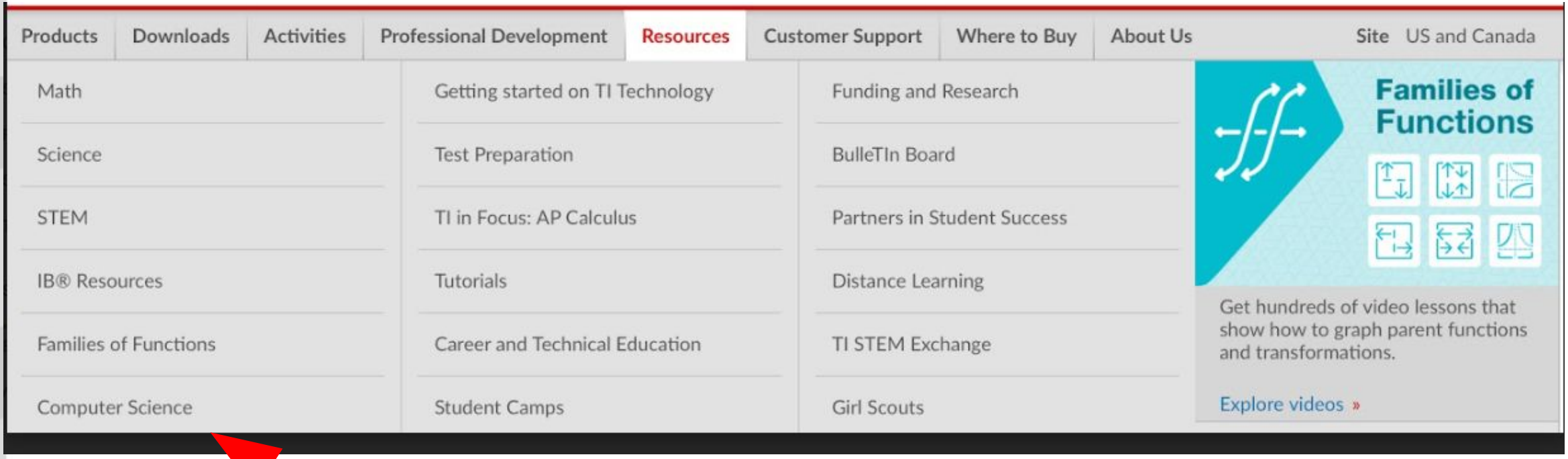

Overview | Lessons Using Python | Design Smart Systems | Control Robotic Vehicles | Professional Learning | Borrow and Purchase

python™ For TI-Nspire™ CX II graphing calculators

Python lessons by topic

Download lessons made for TI-Nspire™ CX II technology — created by computer science teachers.

- + Introduction to Computer Science (with TI-Innovator™ Rover)
- + Introduction to Computer Science (with TI-Innovator™ TI-Innovator™ Hub)
- + Conditional Statements
- + Functions
- + Lists
- + Loops
- + Sequential and Binary Search
- + End-of-Course Projects

Python lessons by topic

Download less
created by com

- Introduction to Computer Science (with TI-Innovator™ Rover)

Rover Activities 1 and 2 »
Rover Activities 3 and 4 »
Rover Activities 5 and 6 »
Rover Activities 7 and 8 »

Activity 1 and 2: Driving Basics, Sequential Programming, Speed, Selection
Activity 3 and 4: Data Types, Selection While Loops
Activity 5 and 6: Loops, Lists, Selection
Activity 7 and 8: Functions, Library LIsts

- Introduction to Computer Science (with TI-Innovator™ TI-Innovator™ Hub)

TI-Innovator™ Hub Activities 1 and 2 »
TI-Innovator™ Hub Activities 3 and 4 »
TI-Innovator™ Hub Activities 5 »

Activity 1 and 2: Hub Built in Features Exploration, Random integers
Activity 3 and 4: Loops, Selection
Activity 5: Loops, Lists

- Conditional Statements

Conditional Unit Activities 1 and 2 »
Conditional Unit Activities 3 and 4 »
Conditional Unit Activity 5 »
Conditional Unit Activity 6 »

Activities 1 and 2 Handheld Only

Activity 3 Handheld and Innovator
Activity 4 Handheld and Turtle Module

Activity 5 Handheld, Innovator, and Rover

Activity 6 Handheld,Innovator, Rover, Turtle Module

- Functions

Functions Activities 1 and 2 »	Activities 1 and 2 Handheld and Turtle Module
Functions Activities 3 and 4 »	Activities 3 and 4 Handheld, Innovator, and Rover
Functions Activity 5 »	Activity 5 Handheld, Turtle Module, Innovator, and Rover

- Lists

Introduction to Lists »
Operating on Lists »

These activites are set up using
Learn - Highly Structured
Try - Less structure and will apply ideas from previous activity
Do - Very little structure, could be used as a culminating activity or performance task

- Loops

Do While Loops »
For Loops »
While Loops »

These activites are set up using
Learn - Highly Structured
Try - Less structure and will apply ideas from Learn activity
Do - Very little structure, could be used as a culminating activity or performance task

- End-of-Course Projects

Crack the Code »
Match Me »

Crack the Code: Calculator Only
Selection, Iteration, Functions, Loops
Match Me: Innovator Hub
Selection, Iteration, Functions, Loops

Webinar Drawing

One lucky winner receives a TI graphing calculator!

Choose from:

TI-84 Plus CE Python
TI-84 Plus CE
TI-Nspire™ CX II
TI-Nspire™ CX II CAS



And the winner is …

Q&A

Questions on anything covered today?

Download Your Certificate of Attendance

New Resources for CS Using TI-Nspire™ CX Technology

https://bit.ly/3Ieve0e

Post-Webinar Follow-up

Find useful resources, answers to your questions and access to friendly, knowledgeable customer support and technical reps.

General Questions: 1.800.TI.CARES

Technical Questions: 972.917.8324 or ti-cares@ti.com

For a consultation on an upcoming purchase of TI Technology or professional development, please contact us at: ti-educators@ti.com

Upcoming Webinars and Survey

Register for upcoming webinars

education.ti.com/webinars

Tell us how we did

Right after this session, you will receive a survey. We appreciate your feedback so that we can improve future events.

Thank you